SUBMISSION of TEST RESULTS

Location Name	Contractor Company	Designer Company
EET- CULVET 55+45	EL-FAROUK	EL RAEID

	Name	Sign	Date	Time
Issued by Contractor				
Contractor Reference				Revision

Received by ER			SNA	C1	C2	C3	DO	MM	YY	HH	MM

NB: Package 1 Only (Package 2 via Aconex)

THE FOLLOWING TEST RESULTS ARE ATTACHED FOR REVIEW

Description of Test Materials	Welding of STEEL PIPE
Location of Test	

Item	Specification	Test Requirement	Test Result Attachment	Remarks
1	Vent 1			
2	Vent 2			
3	Vent 3			
4	Vent 4			
5				

Comments by: EL Raeid	Comments by:
the test Result acceptable El Raied For Consulting Engineering	

APPROVAL STATUS

Organisation	Name	Sign	Date	A-AWC-R
Contractor Engineer	[illegible]			
EL RAEID	Hossam Elsamelhamed			A
Contractor QA/QC	E. Abdul Dayem Ali			A
GARB *				
Employers Representative				

Eng. Abdul Dayem Ali
GM & CEO
Al-Noor Engineering Services

الفاروق (عمرو و علي)
El Farouk Amr & Ali
ب.ض : ٠٧٦ - ٤١٩ - ٢٩٨ س ت : ١٥٦٧١
م.ض : ٢٥ - ١٦ - ٣١٠ - ٠٠١٥٣ - ٥

* Alignment / Bridges: Culvert Only

A= Approved; AWC= Approved with Comments; R= Rejected

MATERIAL INSPECTION REQUEST

Location Name	Contractor Company	Designer Company
EET CULVERT 55+415	ELFAROUK	ELRAID

	Name	Sign	Date	Time
Issued by Contractor				
Contractor Reference				Revision
Received by ER			SNA	

C1	C2	C3	DD	MM	YY	HH	MM
S1	cu	OT					

CODE-1 S1 to S21 Station Reference	CODE-1 D1 to S3 Depot Reference	CODE-1 Rp XXX For Kilometer point only	CODE-2 Work Activity	CODE-3 Sub Element of Activity

Description of Materials	Painting pipe Vent 4		
Location to be Used	Culvert 55+415		
MAR Approval No	5	Date	
Supplier Name			
Test Requirement		Specification	Clause
Reference Photos	Yes attached / No	Other	

Item	Description	Unit	Quantity	Arrival Date	Note
1	Painting pipe Vent 4	M'	75	12-04-2023	Vent 4
2	Painting pipe Vent 4	M'	81	22-07-2024	Vent 4

Comments by:	Comments by:
the inspection is acceptable as visul El Raied For Consulting Engineering	

APPROVAL STATUS					
Organisation	Name	Sign	Designation	Date	A-AWC-R
Contractor Engineer					A
Contractor QA/QC	E. Abdul Dayem A...				A
ELRAID	Hossam Hamada				
GARB*					
Employers Representative					

Eng. Abdul Dayem Ali
GM & CEO
Al-Noor Engineering Services

الفاروق (عمرو و علي)
El Farouk Amr & Ali

* Alignment/Bridges: Culvert only

A= Approved, AWC= Approved with Comments, R= Rejected

MATERIAL APPROVAL REQUEST

El-RAEID

SYSTRA SHAKER

Location Name	Contractor Company	Designer Company
Culvert 55+415	ELFAROUK	ELRAID

Issued by Contractor	Name	Sign	Date	Designation
Contractor Reference				Revision
Designer Receipt	Name	Sign	Date	Designation
Designer Reference				Revision

Received by ER			MAR 5	C1	C2	C3	DD	MM	YY	HH	MM
				S1	C4	OT					

CODE-1 S1 to S21 Station Reference	CODE-1 D1 to S3 Depot Reference	CODE-1 Kp XXX For Kilometer point only	CODE-2 Work Activity	CODE-3 Sub Element of Activity

Description of Materials	PAINTING pipe For Vent 4		
Location to be Used	Culvert 55+415		
Sample only	Yes / No	Materials Type	
Supplier Name		Data Sheet provided	Yes attached / No
Reference in BoQ		Specification	Clause
Prequalification reference		Test Samples Results	
Reference Photos	Yes attached / No	Other	

Comments by: ELRaid	Comments by:
the test result acceptable	

APPROVAL STATUS					
Organisation	Name	Sign	Designation	Date	A-AWC-R
Contractor Engineer	[illegible]	[illegible]			
ELRAID	Ghossam Hamdy	[illegible]			A
Contractor QA/QC	G. Abdul Bayem Ali	[illegible]			A
GARB*					
Employers Representative					

Eng. Abdul Bayem Ali
GM & CEO
Al-Noor Engineering Services

* Alignment/Bridges: Culvert only

A= Approved; AWC= Approved with Comments; R= Rejected

Al-Noor Engineering Services
DT, NDT and Supervision Engineering
Eng./ Abdul dayem Ali

PAINTING EXAMINATION REPORT

Project Name:	مشروع القطار الكهربائي السريع (العين السخنة -مطروح)- بربخ كم (55+415)	AES Form No.	AES-F-007
Owner	وزارة النقل - الهيئة العامة للطرق والكباري والنقل البري	Report No.	AES-P-004
Consultant	مكتب سيمترا للإستشارات الهندسية	Date:	19/09/2024
Contractor	شركة الفاروق عمرو وعلي	Rev.	0
Job No.		Material :	AS DWG.

Sr	DRAWING NO.	ITEM NO.	Descib.	Rev.	First coat						
1	Vent 4		B.B	0	Painting Type / Name	ZINCANODE 685					
2			B.B	0	Color	Gray					
5			B.B	0	Saurface Temperatuer C°	Room Temp.					
6			B.B	0	Requierd DFT µ	75					
7			B.B	0	Actual DFT µ	99	110	95	60	98	80
8			B.B	0	Average DFT µ	90.33333333					
9			B.B	0	Intermediate coat						
10			B.B	0	Painting Type	EPILUX 219					
11			B.B	0	Color	Gray					
14			B.B	0	Saurface Temperatuer C°	Room Temp.					
15			B.B	0	Requierd DFT µ	200.00					
16			B.B	0	Actual DFT µ	213	216	200	199	215	196
17			B.B	0		197	190	177	215	223	200
18			B.B	0		196	176	216	210	227	210
19			B.B	0		200	160	210	180	255	212
20			B.B	0		186	200	200	195	205	215
23			B.B	0		140	195	217	205	200	240
24			B.B	0		165	222	200	208	196	210
25			B.B	0		194	216	213	226	256	195
26			B.B	0	Average DFT µ	204					
27			B.B	0	Final Inspection Result						
28			B.B	0	General Inspection check list			Final Result			
29			B.B	0	1 No dirt are left between layers			Accepted			
30			B.B	0	2 No sagging is observed			Repair			
31			B.B	0	3 Holes and edges are coated			Reject			
32			B.B	0	4 Adhesion Test done (Randomly)						

General Notes:

1- BLAST CLEANING ACCORING TO ISO 8501-1 (SA 2.5) AND RELVANT PAINTING TECHINAL DATE SHEET U.O.N

2- ALL PAINT PROCEDURES ACCORDING TO THE CLIENT SPEC.

3- ALL CONSUMABLE HAVE BEEN ISSUED & VERIFIED.

AES Inspector	Approved by	Other
Name : Abdullah Abd ElMotaal	Name:	Name:
Sign:	Sign:	Sign:
Date :	Date:	Date:

Eng. Abdul Dayem Ali
GM & CEO
Al-Noor Engineering Services

MATERIAL INSPECTION REQUEST

Location Name	Contractor Company	Designer Company
EET CULVERT 55+415	ELFAROUK	ELRAID

	Name	Sign	Date	Time
Issued by Contractor				
Contractor Reference				Revision
Received by ER			SNA	

C1	C2	C3	DD	MM	YY	HH	MM
S1	cu	OT					

CODE-1 S1 to S21 Station Reference	CODE-1 D1 to S3 Depot Reference	CODE-1 Kp XXX For Kilometer point only	CODE-2 Work Activity	CODE-3 Sub Element of Activity

Description of Materials	Painting pipe Vent 1		
Location to be Used	Culvert 55+415		
MAR Approval No	2	Date	
Supplier Name			
Test Requirement		Specification	Clause
Reference Photos	Yes attached / No	Other	

Item	Description	Unit	Quantity	Arrival Date	Note
1	Painting pipe Vent 1	M'	156	06-04-2023	Vent 1

Comments by: ELRaid	Comments by:
the inspection is acceptable as visual	

El Raid For Consulting Engineering

APPROVAL STATUS					
Organisation	Name	Sign	Designation	Date	A-AWC-R
Contractor Engineer					A
Contractor QA/QC	E. Abdulrayem Ali				A
ELRAID	Hossam Ramadan				
GARB*					
Employers Representative					

Eng. Abdul Rayem Ali
GM & CEO
Al-Nour Engineering Services

الفاروق ، عمرو و علي
El Farouk Amr & Ali

* Alignment/Bridges: Culvert only

A= Approved; AWC= Approved with Comments; R=Rejected

MATERIAL APPROVAL REQUEST

El-RAEID

Location Name	Contractor Company	Designer Company
Culvert 55+415	ELFAROUK	ELRAID

	Name	Sign	Date	Designation
Issued by Contractor				
Contractor Reference				Revision
Designer Receipt				
Designer Reference				Revision

Received by ER			MAR 2	C1	C2	C3	DD	MM	YY	HH	MM
				S1	cu	OT					

CODE-1 S1 to S21 Station Reference	CODE-1 D1 to S3 Depot Reference	CODE-1 Kp XXX For Kilometer point only	CODE-2 Work Activity	CODE-3 Sub Element of Activity

Description of Materials	PAINTING pipe For Vent 1		
Location to be Used	Culvert 55+415		
Sample only	Yes / No	Materials Type	
Supplier Name		Data Sheet provided	Yes attached / No
Reference in BoQ		Specification	Clause
Prequalification reference		Test Samples Results	
Reference Photos	Yes attached / No	Other	

Comments by: ELRaid	Comments by:
the best results acceptable	

APPROVAL STATUS					
Organisation	Name	Sign	Designation	Date	A-AWC-R
Contractor Engineer	[illegible]	[illegible]			
ELRAID	Hossam Hamad	[illegible]			A
Contractor QA/QC	E. Abdul Dayem Ali	[illegible]			A
GARB*					
Employers Representative					

Eng. Abdul Dayem Ali
GM & CEO
Al-Noor Engineering Services

* Alignment/Bridges: Culvert only

A= Approved; AWC= Approved with Comments; R= Rejected

Al-Noor Engineering Services
DT, NDT and Supervision Engineering
Eng./ Abdul dayem Ali

PAINTING EXAMINATION REPORT

Project Name:	مشروع القطار الكهربائي السريع (العين السخنة -مطروح)- بريخ كم (55+415	AES Form No.	AES-F-007
Owner	وزارة النقل - الهيئة العامة للطرق والكباري والنقل البري	Report No.	AES-F-001
Consultant	مكتب سيسترا للإستشارات الهندسية	Date:	19/09/2024
Contractor	شركة الفاروق صبري وعلي	Rev.	0
Job No.		Material :	AS DWG.

Sr	DRAWING NO.	ITEM NO.	Desob.	Rev.	First coat						
1	Vent 1		B.B	0	Painting Type / Name	ZINCANODE MS					
2			B.B	0	Color	Gray					
5			B.B	0	Saurface Temperatuer C°	Room Temp.					
6			B.B	0	Requierd DFT µ	75					
7			B.B	0	Actual DFT µ	80	75	75	65	70	65
8			B.B	0	Average DFT µ	71.66666667					
9			B.B	0	Intermediate coat						
10			B.B	0	Painting Type	EPILUX 219					
11			B.B	0	Color	Gray					
14			B.B	0	Saurface Temperatuer C°	Room Temp.					
15			B.B	0	Requierd DFT µ	200.00					
16			B.B	0	Actual DFT µ	220	200	190	187	188	190
17			B.B	0		200	195	180	182	175	150
18			B.B	0		210	222	244	200	190	213
19			B.B	0		186	216	214	190	196	200
20			B.B	0		140	175	196	197	200	177
23			B.B	0		165	185	206	200	210	216
24			B.B	0		194	160	221	205	212	210
25			B.B	0		190	211	213	200	214	200
26			B.B	0	Average DFT µ	197					
27			B.B	0	Final Inspection Result						
28			B.B	0	General Inspection check list			Final Result			
29			B.B	0	1 No dirt are left between layers			Accepted			
30			B.B	0	2 No sagging is observed			Repair			
31			B.B	0	3 Holes and edges are coated			Reject			
32			B.B	0	4 Adhesion Test done (Randomly)						

General Notes:

1- BLAST CLEANING ACCORING TO ISO 8501-1 (SA 2.5) AND RELVANT PAINTING TECHINAL DATE SHEET U.O.N

2- ALL PAINT PROCEDURES ACCORDING TO THE CLIENT SPEC.

3- ALL CONSUMABLE HAVE BEEN ISSUED & VERIFIED.

AES Inspector	Approved by	Other
Name : Abdullah Abd ElMotaal	Name:	Name:
Sign:	Sign:	Sign:
Date :	Date:	Date:

Eng. Abdul Dayem Ali
GM & CEO
Al-Noor Engineering Services

MATERIAL INSPECTION REQUEST

El-RAEID

Location Name	Contractor Company	Designer Company
EET CULVERT 55+415	ELFAROUK	ELRAID

	Name	Sign	Date	Time
Issued by Contractor				
Contractor Reference				Revision

Received by ER			SNA	C1	C2	C3	DD	MM	YY	HH	MM
				S1	cu	OT					

CODE-1 S1 to S21 Station Reference	CODE-1 D1 to S3 Depot Reference	CODE-1 Kp XXX For Kilometer point only	CODE-2 Work Activity	CODE-3 Sub Element of Activity

Description of Materials	Painting pipe Vent 2		
Location to be Used	Culvert 55+415		
MAR Approval No	3	Date	
Supplier Name			
Test Requirement		Specification	Clause
Reference Photos	Yes attached / No	Other	

Item	Description	Unit	Quantity	Arrival Date	Note
1	Painting pipe Vent 2	M'	75	09-04-2023	Vent 2
2	Painting pipe Vent 2	M'	81	22-07-2024	Vent 2

Comments by:	Comments by:
the inspection is acceptable as visual	

El Raied For Consulting Engineering

APPROVAL STATUS

Organisation	Name	Sign	Designation	Date	A-AWC-R
Contractor Engineer	[illegible]				A
Contractor QA/QC	E. Abdul Dayem Ali	[illegible]			A
ELRAID	Hossam Hamada	[illegible]			
GARB*					
Employers Representative					

Eng. Abdul Dayem Ali
GM & CEO
Al-Noor Engineering Services

الفاروق، عمرو و علي
El Farouk Amr & Ali

* Alignment/Bridges: Culvert only

A= Approved; AWC= Approved with Comments; R=Rejected

MATERIAL APPROVAL REQUEST

El-RAEID

SYSTRA SHARKER

Location Name	Contractor Company	Designer Company
Culvert 55+415	ELFAROUK	ELRAID

Issued by Contractor	Name	Sign	Date	Designation
Contractor Reference				Revision
Designer Receipt	Name	Sign	Date	Designation
Designer Reference				Revision
Received by ER			MAR 3	

C1	C2	C3	DD	MM	YY	HH	MM
S2	cu	OT					

CODE-1 S1 to S21 Station Reference	CODE-1 D1 to S3 Depot Reference	CODE-1 Kp XXX For Kilometer point only	CODE-2 Work Activity	CODE-3 Sub Element of Activity

Description of Materials	PAINTING pipe For Vent 2		
Location to be Used	Culvert 55+415		
Sample only	Yes / No	Materials Type	
Supplier Name		Data Sheet provided	Yes attached / No
Reference in BoQ		Specification	Clause
Prequalification reference		Test Samples Results	
Reference Photos	Yes attached / No	Other	

Comments by: ELRaid	Comments by:
the test result acceptable	

APPROVAL STATUS					
Organisation	Name	Sign	Designation	Date	A-AWC-R
Contractor Engineer	[illegible]	[illegible]			
ELRAID	Goossem Hamida	[illegible]			A
Contractor QA/QC	E. Abdulrayem A.	[illegible]			A
GARB*					
Employers Representative					

Eng. Abdul Rayem Ali
CM & CEO
Al-Noor Engineering Services

* Alignment/Bridges: Culvert only

A= Approved; AWC= Approved with Comments; R= Rejected

Al-Noor Engineering Services
NT, NDT and Supervision Engineering
Eng./ Abdul Dayem Ali

PAINTING EXAMINATION REPORT

Project Name:	مشروع القطار الكهربائي السريع (العين السخنة -مطروح) - بربخ كم (55+415)	AES Form No.	AES-F-007
Owner	وزارة النقل - الهيئة العامة للطرق والكباري والنقل البري	Report No.	AES-P-002
Consultant	مكتب سيسترا للاستشارات الهندسية	Date:	19/09/2024
Contractor	شركة الفاروق صبري وعلي	Rev.	0
Job No.		Material :	AS DWG.

Sr	DRAWING NO.	ITEM NO.	Descib.	Rev.	First coat						
1	Vent 2		B.B	0	Painting Type / Name	ZINCANODE 605					
2			B.B	0	Color	Gray					
5			B.B	0	Saurface Temperatuer C°	Room Temp.					
6			B.B	0	Requierd DFT µ	75					
7			B.B	0	Actual DFT µ	99	110	95	60	98	80
8			B.B	0	Average DFT µ	90.33333333					
9			B.B	0	Intermediate coat						
10			B.B	0	Painting Type	EPILUX 219					
11			B.B	0	Color	Gray					
14			B.B	0	Saurface Temperatuer C°	Room Temp.					
15			B.B	0	Requierd DFT µ	200.00					
16			B.B	0	Actual DFT µ	213	256	192	199	197	188
17			B.B	0		197	215	210	215	195	200
18			B.B	0		196	223	226	210	196	214
19			B.B	0		200	227	210	188	199	195
20			B.B	0		210	255	186	195	216	203
23			B.B	0		212	190	217	205	208	216
24			B.B	0		215	176	200	208	196	210
25			B.B	0		240	213	213	226	256	195
26			B.B	0	Average DFT µ	209					
27			B.B	0	Final Inspection Result						
28			B.B	0	General Inspection check list			Final Result			
29			B.B	0	1 No dirt are left between layers			Accepted			
30			B.B	0	2 No sagging is observed			Repair			
31			B.B	0	3 Holes and edges are coated			Reject			
32			B.B	0	4 Adhesion Test done (Randomly)						

General Notes:

1- BLAST CLEANING ACCORING TO ISO 8501-1 (SA 2.5) AND RELVANT PAINTING TECHINAL DATE SHEET U.O.N
2- ALL PAINT PROCEDURES ACCORDING TO THE CLIENT SPEC.
3- ALL CONSUMABLE HAVE BEEN ISSUED & VERIFIED.

AES Inspector	Approved by	Other
Name : Abdullah Abd ElMotaal	Name:	Name:
Sign:	Sign:	Sign:
Date :	Date	Date:

Eng. Abdul Dayem Ali
QM & QC
Al-Noor Engineering Services

MATERIAL INSPECTION REQUEST

Location Name	Contractor Company	Designer Company
EET CULVERT 55+415	ELFAROUK	ELRAID

	Name	Sign	Date	Time
Issued by Contractor				
Contractor Reference				Revision
Received by ER			SNA	

C1	C2	C3	DO	MM	YY	HH	MM
S1	cu	OT					

CODE-1 S1 to S21 Station Reference	CODE-1 D1 to S3 Depot Reference	CODE-1 Kp XXX For Kilometer point only	CODE-2 Work Activity	CODE-3 Sub Element of Activity

Description of Materials	Painting pipe Vent 3		
Location to be Used	Culvert 55+415		
MAR Approval No	4	Date	
Supplier Name			
Test Requirement		Specification	Clause
Reference Photos	Yes attached / No	Other	

Item	Description	Unit	Quantity	Arrival Date	Note
1	Painting pipe Vent 3	M'	75	11-04-2023	Vent 3
2	Painting pipe Vent 3	M'	81	22-07-2024	Vent 3

Comments by:	Comments by:
the inspection is acceptable as visual	

APPROVAL STATUS					
Organisation	Name	Sign	Designation	Date	A-AWC-R
Contractor Engineer					A
Contractor QA/QC	E. Abdul Dayem Ali				A
ELRAID	Ahossam Hamed				
GARB*					
Employers Representative					

Eng. Abdul Dayem Ali
GM & CEO
Al-Noor Engineering Services

الفاروق (عمرو و علي)
El Farouk Amr & Ali

* Alignment/Bridges: Culvert only

A= Approved, AWC= Approved with Comments, R= Rejected

MATERIAL APPROVAL REQUEST

El-RAEID

Location Name	Contractor Company	Designer Company
Culvert 55+415	ELFAROUK	ELRAID

Issued by Contractor	Name	Sign	Date	Designation
Contractor Reference				Revision
Designer Receipt	Name	Sign	Date	Designation
Designer Reference				Revision
Received by ER			MAR 4	

C1	C2	C3	DD	MM	YY	HH	MM
S1	cu	OT					

CODE-1 S1 to S21 Station Reference	CODE-1 D1 to S3 Depot Reference	CODE-1 Kp XXX For Kilometer point only	CODE-2 Work Activity	CODE-3 Sub Element of Activity

Description of Materials	PAINTING pipe For Vent 3		
Location to be Used	Culvert 55+415		
Sample only	Yes / No	Materials Type	
Supplier Name		Data Sheet provided	Yes attached / No
Reference in BoQ		Specification	Clause
Prequalification reference		Test Samples Results	
Reference Photos	Yes attached / No	Other	

Comments by:	Comments by:
the best result acceptable	

APPROVAL STATUS					
Organisation	Name	Sign	Designation	Date	A-AWC-R
Contractor Engineer	[illegible]	[illegible]			
ELRAID	Hossam Hamada	[illegible]			A
Contractor QA/QC	E. Abdulrayem Ali	[illegible]			A
GARB*					
Employers Representative					

Eng. Abdul Dayem Ali
GM & CEO
Al-Nesr Engineering Services

* Alignment/Bridges: Culvert only

A= Approved; AWC= Approved with Comments; R= Rejected

Al-Noor Engineering Services
DT. NDT and Supervision Engineering
Eng./ Abdul dayem Ali

PAINTING EXAMINATION REPORT

Project Name:	مشروع القطار الكهربائي السريع (العين السخنة سطروح)- بريج كم (55+415)	AES Form No.	AES-F-007
Owner	وزارة النقل - الهيئة العامة للطرق والكباري والنقل البري	Report No.	AES-P-003
Consultant	مكتب سيسترا للإستشارات الهندسية	Date:	19/09/2024
Contractor	شركة الفاروق عمرو وعلي	Rev.	0
Job No.		Material :	AS DWG.

Sr	DRAWING NO.	ITEM NO.	Describ.	Rev.								
1	Vent 3		B.B	0	First coat							
2			B.B	0	Painting Type / Name	ZINCANODE 685						
3			B.B	0	Color	Gray						
5			B.B	0	Saurface Temperatuer C°	Room Temp.						
6			B.B	0	Requierd DFT µ	75						
7			B.B	0	Actual DFT µ	80	75	75	65	70	65	
8			B.B	0	Average DFT µ	71.66666667						
9			B.B	0	Intermediate coat							
10			B.B	0	Painting Type	EPILUX 219						
11			B.B	0	Color	Gray						
14			B.B	0	Saurface Temperatuer C°	Room Temp.						
15			B.B	0	Requierd DFT µ	200.00						
16			B.B	0	Actual DFT µ	186	200	210	215	195	197	
17			B.B	0		140	195	226	210	196	150	
18			B.B	0		165	188	140	215	210	215	
19			B.B	0		194	216	165	223	226	210	
20			B.B	0		212	190	194	227	210	188	
23			B.B	0		215	176	198	255	186	195	
24			B.B	0		194	160	221	205	212	210	
25			B.B	0		199	219	213	208	214	209	
26			B.B	0	Average DFT µ	200						
27			B.B	0	Final Inspection Result							
28			B.B	0	General Inspection check list				Final Result			
29			B.B	0	1	No dirt are left between layers			Accepted			
30			B.B	0	2	No sagging is observed			Repair			
31			B.B	0	3	Holes and edges are coated			Reject			
32			B.B	0	4	Adhesion Test done (Randomly)						

General Notes:

1- BLAST CLEANING ACCORING TO ISO 8501-1 (SA 2.5) AND RELVANT PAINTING TECHINAL DATE SHEET U.O.N

2- ALL PAINT PROCEDURES ACCORDING TO THE CLIENT SPEC.

3- ALL CONSUMABLE HAVE BEEN ISSUED & VERIFIED.

AES Inspector	Approved by	Other
Name : Abdullah Abd ElMotaal	Name:	Name:
Sign:	Sign:	Sign:
Date :	Date:	Date:

Eng. Abdul Dayem Ali
Civil & NDT
Al-Noor Engineering Services

فاتورة

فاتورة

[redacted]

[illegible]

UNIVERSAL INSPECTION REQUEST

El-RAEID

SYSTRA

RECEIPT of NOTIFICATION - Minimum Notice Period not less than 24 Hours
The Work described below will be complete and ready for inspection at planned time shown

Location Name	Contractor Company	Designer Company
EET- CULVET 55+415	EL-FAROUK	EL RAEID

	Name	Sign	Date	Time
Issued by Contractor				
Contractor UIR Reference				Revision

Received by ER			UIR	C1	C2	C3	DO	MM	YY	HH	MM

CODE-1 S1 to S21 Station Reference	CODE-1 D1 to S1 Depot Reference	CODE-1 Kp XXX For Kilometer point only	CODE-2 Work Activity	CODE-3 Sub Element of Activity

EXPLANATION OF WORK TO BE INSPECTED

Area	Element	Item
55+415	culvert	PAINTING

Inspection Description :
CHECK OF PAINTING FOR - VENT NO 4

INSPECTION DETAILS The Following will be ready at the Planned Inspection Time

Planned Inspection Date	Planned Inspection Time

COMPLIANCE EVIDENCE Must be Included as appropriate

Checklist Attached ☐	Test Results Attached☐	Calibration Attached☐	Other as indicated☐
Drawing Reference	ITP Reference	MS Reference	
ATTACHEMENTS	DESIGN OF PIPE &DATA SHEET OF MATERIAL		

Comments by: El Raed	Comments by:SYSTRA MAIN CONSULTANT
the work is acceptable	

El Raied For Consulting Engineering

INSPECTION RESULT

Organisation	Name	Sign	Designation	Date	Time	Approval Status A-AWC-R	Please Tick if Not Attend
Contractor Engineer	Mohamed Sobhy						
EL RAEID	Hossam Hamade					A	
GARB*							
Employers Representative							

* Alignment: Bridges: Culvert Only

A- Approved, AWC- Approved with comments, R- Rejected

El Farouk Amr & Ali
تعاروق (عمرو و علي)
ت.ض ٠٧٦ ـ ٢١٩ ـ ٢٩٨ س.ت ١٥٦٧١
م.ض ٢٥ ـ ١٦ ـ ٢١٠ ـ ٠٠١٥٣ ـ ٥

Instructions for Use.

☐ The Contractor should continue work using their CHECKLIST of inspection items progressively

☐ The Contractor should on their own INTERNAL pre-inspection and correct any minor defects before final inspection and if necessary, advise Employer's Representative (ER) of possible delay to arrange correct ER. Contractor should update their CHECKLIST and their own INTERNAL Comments sheet to show the inspection is satisfactory completed.

☐ The Contractor Engineer and their QA/QC team should sign the UIR Form before ER inspection. If the work is not ready, they should delay the inspection and not sign the UIR. Comments at this stage are not expected although eg minor cleaning prior to concrete pour will be allowed

☐ The ER shall attend as manpower and check the Contractors supporting Drawings, test results, Pre-inspection signed sheets and check dimensions, alignment, workmanship, etc. If satisfied ER shall sign the UIR Code A = Approved, or shall add relevant comments and add AWC = Approved with Comments and the next stage may progress [illegible] or ER shall add R = Rejected as the work is not satisfactory and must be corrected and reinspected

AWC or R will require a new UIR Form to be issued and the inspection process will re-start at a new date/time

☐ When Approved without comments, the next stage of work may progress

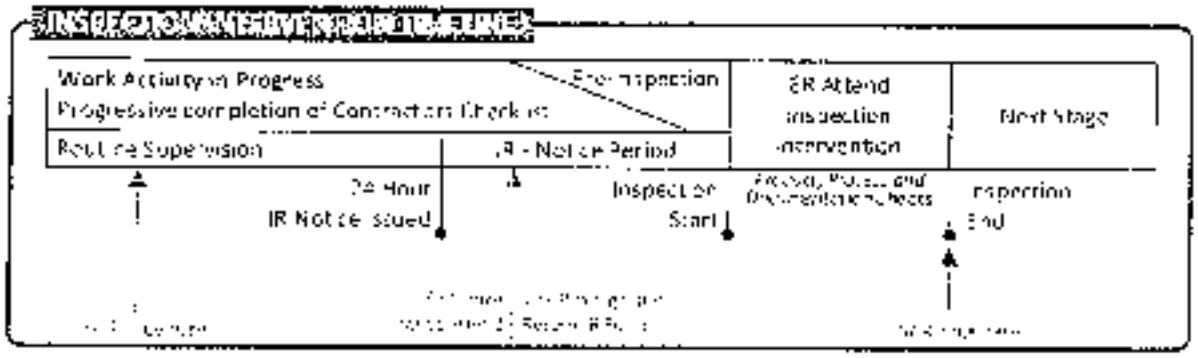

Inspection COMMENTS must be factual

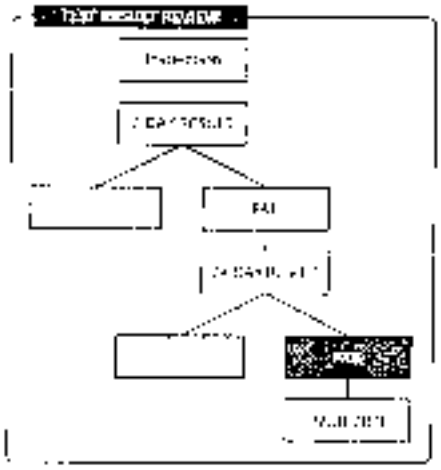

Delayed test results may apply to every discipline at an inspection. When available, may require inspection records to be reviewed for previous work.

It is known that tests results taken during inspection will be available at some date in the future (eg 7 and 28 Days)

The purpose of the UIR is to verify the work stage is ready to progress now. If the Work is ready to progress at the inspection, then it must be Approved and allowed to progress without comment. This is to avoid returning to 2.2 AWC records and revise to A

Review of Test Results is just another stage of the work activity and result reviews have their own lifecycle. The test results shall be accepted when available, and if they fail to meet the necessary compliance requirements, an NCR shall be issued to track the correction process

UNIVERSAL INSPECTION REQUEST

RECEIPT of NOTIFICATION - Minimum Notice Period not less than 24 Hours
The Work described below will be complete and ready for inspection at planned time shown

Location Name	Contractor Company	Designer Company
EET- CULVET 55+45	EL-FAROUK	EL RAEID

	Name	Sign	Date	Time
Issued by Contractor				
Contractor UIR Reference				Revision
Received by ER			UIR	

C1	C2	C3	DD	MM	YY	HH	MM

CODE-1 S1 to S21 Station Reference	CODE-1 D1 to S3 Depot Reference	CODE-1 Kp XXX For Kilometer point only	CODE-2 Work Activity	CODE-3 Sub Element of Activity

EXPLANATION OF WORK TO BE INSPECTED

Area	Element	Item
55+415	- culvert	Roughing

Inspection Description :
CHCK OF ROUGHING OF THE CONCRETE SURFACE FOR VENT 1,
LENGTH OF ONE VENT =150 M /

INSPECTION DETAILS The Following will be ready at the Planned Inspection Time

Planned Inspection Date	Planned Inspection Time

COMPLIANCE EVIDENCE Must be included as appropriate

Checklist Attached ☐	Test Results Attached☐	Calibration Attached☐	Other as indicated☐

Drawing Reference	ITP Reference	MS Reference

Comments by: EL Raed	Comments by:SYSTRA MAIN CONSULTANT
the work is acceptable	

Failed For Condition For Hearing

INSPECTION RESULT

Organisation	Name	Sign	Designation	Date	Time	Approval Status A-AWC-R	Please Tick if Not Attend
Contractor Engineer	Moshaly Sobhy						
EL RAEID	Gossam Kamal					A	
GARB*							
Employers Representative							

* Alignment: Bridges: Culvert Only

A= Approved; AWC= Approved with comments; R= Rejected

الفاروق (عمرو و على)
El Farouk Amr & Ali
ت.ض: ٠٧٦_٤١٩_٢٩٨ س ت: ١٥٦٧١
م.ض: ٢٥_١٦_٣١٠_٠٠١٥٣_٥

Instructions for Use:

☐ The Contractor should continue work using their CHECKLIST of inspection items progressively

☐ The Contractor should do their own INTERNAL pre-inspection and correct any minor defects before Final inspection and if necessary, advise Employer's Representative (ER) of possible delay to arrange correction. Contractor should update their CHECKLIST and their own INTERNAL Comments sheet to show the inspection is satisfactory completed.

☐ The Contractor Engineer and their QA/QC team should sign the UIR Form before ER inspection. If the work is not ready, they should delay the inspection and not sign the UIR. Comments at this stage are not inspection although eg. minor cleaning prior to concrete pour will be allowed

☐ The ER shall attend as indicated and check the Contractor's supporting Drawings, Test results, Pre-inspection signed sheets and check dimensions, alignment, workmanship etc. If satisfied ER shall sign the UIR Code A – Approved, or shall add relevant comments and add AWC – Approved with Comments and the next stage may progress [illegible] and [illegible] Approved [illegible], or B if shall add R = Rejected as the work is not satisfactory and must be corrected and re-inspected

AWC or R will require a new UIR Form to be issued and the inspection process will re-start at a new date/time

☐ When Approved without comments, the next stage of work may progress

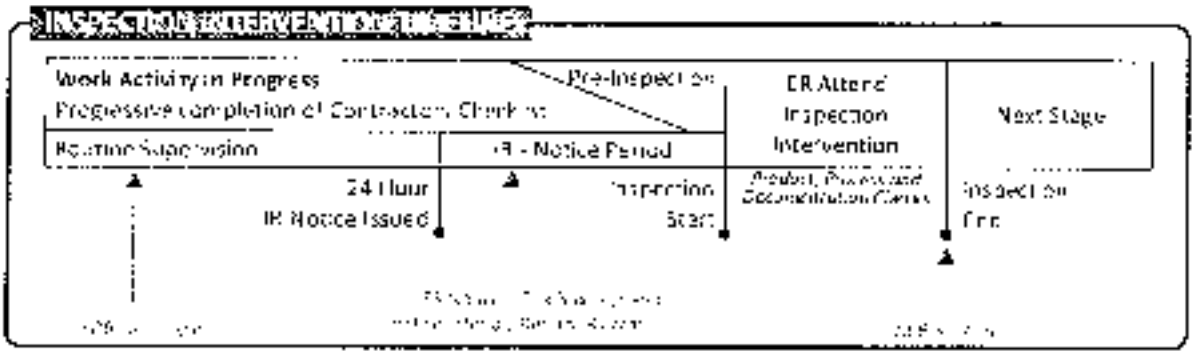

Inspection COMMENTS must be factual

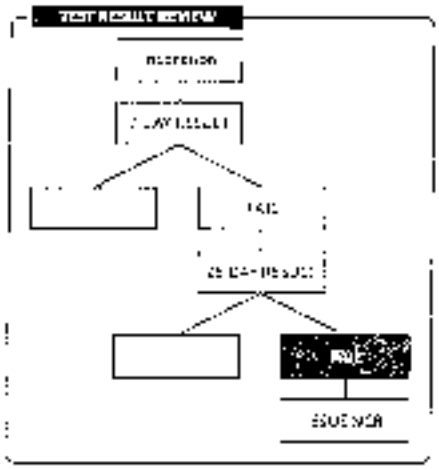

Delayed test results may apply to every discipline at an inspection. When available, they require inspection records to be reviewed for previous work

It is known that tests results taken during inspection will be available at some date in the future (eg 7 and 28 Days).

The purpose of the UIR is to verify the work stage is ready to progress now. If the Work is ready to progress at the inspection, then it must be Approved and allowed to progress without comment. This is to avoid returning to old AWC records and revise to A

Review of Test Results is just another stage of the work activity and result reviews have their own frequency. The test results shall be assessed when available and if they fail to meet the necessary compliance requirements, an NCR shall be issued to track the correction process

UNIVERSAL INSPECTION REQUEST

RECEIPT of NOTIFICATION - Minimum Notice Period not less than 24 Hours
The Work described below will be complete and ready for inspection at planned time shown

Location Name	Contractor Company	Designer Company
EET- CULVET 55+45	EL-FAROUK	EL RAEID

	Name	Sign	Date	Time
Issued by Contractor				
Contractor UIR Reference				Revision
Received by ER			UIR	

C1	C2	C3	DD	MM	YY	HH	MM

CODE-1 S1 to S21 Station Reference	CODE-1 D1 to S3 Depot Reference	CODE-1 Xp XXX For Kilometer point only	CODE-2 Work Activity	CODE-3 Sub Element of Activity

EXPLANATION OF WORK TO BE INSPECTED

Area	Element	Item
55+415	culvert	Roughing

Inspection Description :
CHCK OF ROUGHING OF THE CONCRETE SURFACE FOR VENT 2
LENGTH OF ONE VENT =150 M /

INSPECTION DETAILS The Following will be ready at the Planned Inspection Time

Planned Inspection Date	Planned Inspection Time

COMPLIANCE EVIDENCE Must be included as appropriate

Checklist Attached ☐	Test Results Attached☐	Calibration Attached☐	Other as indicated☐

Drawing Reference	ITP Reference	MS Reference

Comments by: ElRaed	Comments by:SYSTRA MAIN CONSULTANT
the work is acceptable	

INSPECTION RESULT

Organisation	Name	Sign	Designation	Date	Time	Approval Status A-AWC-R	Please Tick if Not Attend
Contractor Engineer	Magdy Sabry						
EL RAEID	Hossam Kamka					A	
GARB*							
Employers Representative							

* Alignment: Bridges: Culvert Only

A= Approved; AWC= Approved with comments; R= Rejected

El Farouk Amr & Ali

Instructions for Use:

☐ The Contractor should continue work using their CHECKLIST of inspection items progressively

☐ The Contractor should do their own INTERNAL pre-inspection and correct any minor defects before final inspection and if necessary, advise Employer's Representative (ER) of possible delay to arrange correction. Contractor should update their CHECKLIST and their own INTERNAL Comments sheet to show the inspection is satisfactory completed.

☐ The Contractor Engineer and their QA/QC team should sign the UIR Form before ER inspection. If the work is not ready, they should delay the inspection and not sign the UIR. Comments at this stage are not expected although eg: minor cleaning prior to concrete pour will be allowed

☐ The ER shall attend as indicated and check the Contractors supporting Drawings, Test results, Per-inspection signed sheets and check dimensions, alignment, workmanship, etc. If satisfied ER shall sign the UIR Code A = Approved, or shall add relevant comments and add AWC = Approved with Comments and the next stage may progress *using full application of the comments and concurrently, the correction to the work must be completed and reinspected promptly with IR Form to achieve status Approved Without Comment*, or ER shall add R = Rejected as the work is not satisfactory and must be corrected and reinspected

AWC or R will require a new UIR Form to be issued and the inspection process will re-start at a new date/time

☐ When Approved without comments, the next stage of work may progress

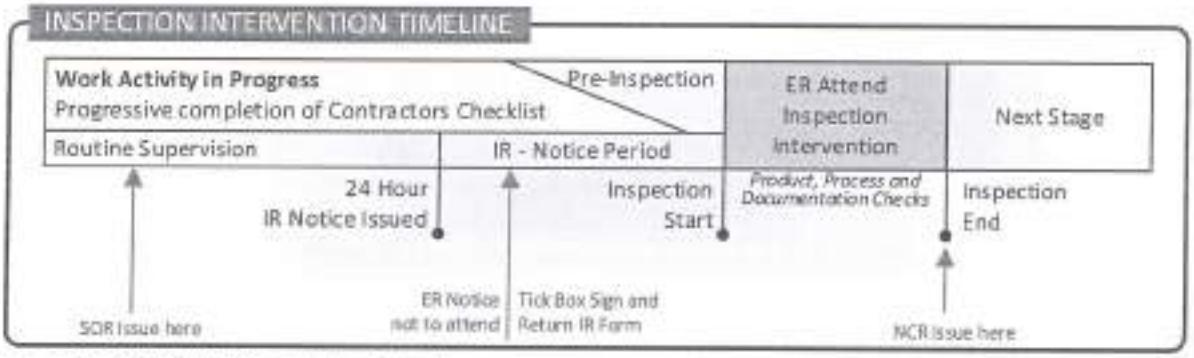

Inspection COMMENTS must be factual

Delayed test results may apply to every discipline at an inspection. When available, may require inspection records to be reviewed for previous work.

It is known that tests results taken during inspection will be available at some date in the future (eg 7 and 28 Days).

The purpose of the UIR is to verify the work stage is ready to progress now. If the Work is ready to progress at the Inspection, then it must be Approved and allowed to progress without comment. This is to avoid returning to old AWC records and revise to A.

Review of Test Results is just another stage of the work activity, and result reviews have their own lifecycle. The test results shall be assessed when available, and if they fail to meet the necessary compliance requirements, an **NCR shall be issued** to track the correction process.

UNIVERSAL INSPECTION REQUEST

RECEIPT of NOTIFICATION - Minimum Notice Period not less than 24 Hours
The Work described below will be complete and ready for inspection at planned time shown

Location Name	Contractor Company	Designer Company
EET- CULVET 55+45	EL-FAROUK	EL RAEID

	Name	Sign	Date	Time
Issued by Contractor				
Contractor UIR Reference				Revision
Received by ER			UIR	

C1	C2	C3	DD	MM	YY	HH	MM

CODE-1 S1 to S21 Station Reference	CODE-1 D1 to S3 Depot Reference	CODE-1 Kp XXX For Kilometer point only	CODE-2 Work Activity	CODE-3 Sub Element of Activity

EXPLANATION OF WORK TO BE INSPECTED

Area	Element	Item
55+415	culvert	Roughing

Inspection Description :
CHCK OF ROUGHING OF THE CONCRETE SURFACE FOR VENT 3
LENGTH OF ONE VENT =150 M /

INSPECTION DETAILS The Following will be ready at the Planned Inspection Time

Planned Inspection Date	Planned Inspection Time

COMPLIANCE EVIDENCE Must be Included as appropriate

Checklist Attached ☐	Test Results Attached☐	Calibration Attached☐	Other as indicated☐

Drawing Reference	ITP Reference	MS Reference

Comments by: EL Raed	Comments by:SYSTRA MAIN CONSULTANT
the work is acceptable	

INSPECTION RESULT

Organisation	Name	Sign	Designation	Date	Time	Approval Status A-AWC-R	Please Tick if Not Attend
Contractor Engineer	Mohamed Said						
EL RAEID	Hosam Hamada					A	
GARB*							
Employers Representative							

* Alignment: Bridges: Culvert Only

A= Approved, AWC= Approved with comments, R= Rejected

File Name: UIR 2- Universal IR Form Roughing

Instructions for Use:

☐ The Contractor should complete work using their CHECKLIST of inspection items progressively

☐ The Contractor should do their own INTERNAL pre-inspection and correct any minor defects before Final inspection and if necessary advise Employer's Representative (ER) of possible delay to arrange correction. Contractor should update their CHECKLIST and their own INTERNAL Comments sheet to show the inspection is satisfactory completed.

☐ The Contractor Engineer and their QA/QC team should sign the UIR form before ER inspection. If the work is not ready, they should delay the inspection and not sign the UIR. Comments at this stage are not expected although eg. minor cleaning prior to concrete pour will be allowed

☐ The ER shall attend as indicated and check the Contractor's supporting Drawings, Test results, Pre-inspection signed sheets and check dimensions, alignment, workmanship, etc. If satisfied ER shall sign the UIR Code A = Approved, or shall add relevant comments and add AWC = Approved with Comments and the next stage may progress [illegible], or ER shall add R = Rejected as the work is not satisfactory and must be corrected and re-inspected

AWC or R will require a new UIR Form to be issued and the inspection process will re-start at a new date/time

☐ When Approved without comments, the next stage of work may progress

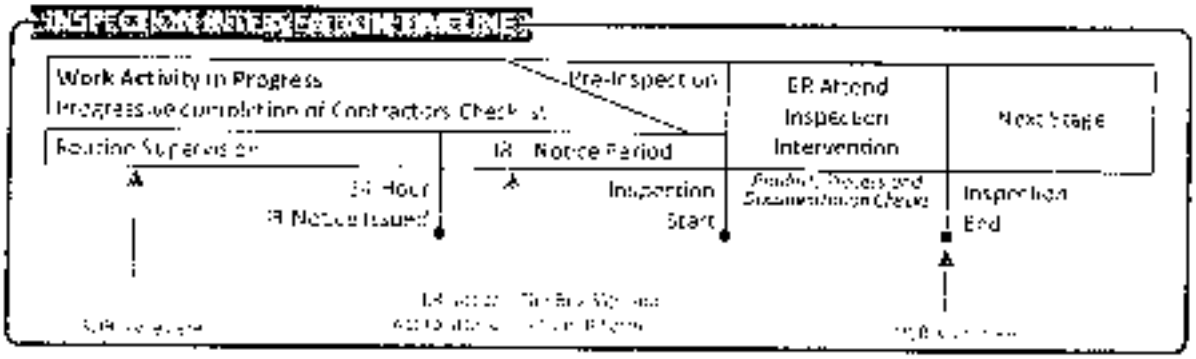

Inspection COMMENTS must be factual

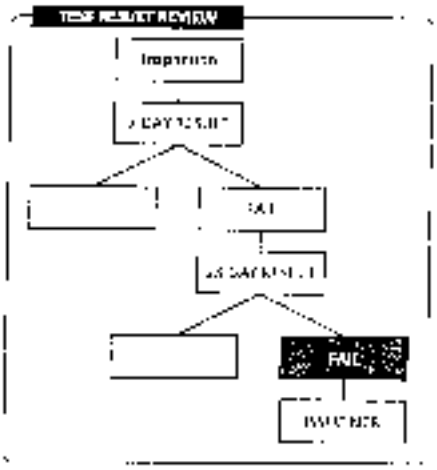

Delayed test results may apply to every discipline at an inspection. When available, may require inspection record to be reviewed for previous work

It is known that tests results taken during inspection will be available at some date in the future (eg 7 and 28 Days).

The purpose of the UIR is to verify the work stage is ready to progress now. If the Work is ready to progress at the Inspection, then it must be Approved and allowed to progress without comment. This is to avoid returning to old AWC records and revise to A.

Review of Test Results is just another stage of the work activity, and result reviews have their own Lifecycle. The test results shall be assessed when available, and if they fail to meet the necessary compliance requirements, an NCR shall be issued to track the correction process

UNIVERSAL INSPECTION REQUEST

RECEIPT of NOTIFICATION - Minimum Notice Period not less than 24 Hours
The Work described below will be complete and ready for inspection at planned time shown

Location Name	Contractor Company	Designer Company
EET- CULVET 55+45	EL-FAROUK	EL RAEID

	Name	Sign	Date	Time
Issued by Contractor				
Contractor UIR Reference				Revision

Received by ER			UIR	C1	C2	C3	DD	MM	YY	HH	MM

CODE-1 S1 to S21 Station Reference	CODE-1 D1 to S3 Depot Reference	CODE-1 Xp XXX For Kilometer point only	CODE-2 Work Activity	CODE-3 Sub Element of Activity

EXPLANATION OF WORK TO BE INSPECTED

Area	Element	Item
55+415	culvert	Roughing

Inspection Description :
CHCK OF ROUGHING OF THE CONCRETE SURFACE FOR VENT 4
LENGTH OF ONE VENT =150 M /

INSPECTION DETAILS The Following will be ready at the Planned Inspection Time

Planned Inspection Date	Planned Inspection Time

COMPLIANCE EVIDENCE Must be included as appropriate

Checklist Attached ☐	Test Results Attached ☐	Calibration Attached ☐	Other as indicated ☐

Drawing Reference	ITP Reference	MS Reference

Comments by: EL Raed	Comments by SYSTRA MAIN CONSULTANT
the work is acceptable	

INSPECTION RESULT

Organisation	Name	Sign	Designation	Date	Time	Approval Status A-AWC-R	Please Tick If Not Attend
Contractor Engineer	Mohamed Sabr						
EL RAEID	Hossam Ibrahim					A	
GARB*							
Employers Representative							

* Alignment: Bridges: Culvert Only

A- Approved, AWC- Approved with Comments, R- Rejected

El Farouk Amr & Ali

Instructions for Use.

☐ The Contractor should continue work using their CHECKLIST of inspection items progressively

☐ The Contractor should do their own INTERNAL pre inspection and correct any minor defects before final inspection and if necessary, advise Employer's Representative (ER) of possible delay to arrange correction. Contractor should update their CHECKLIST and their own INTERNAL Comments sheet to show the inspection is satisfactory completed.

☐ The Contractor Engineer and their QA/QC team should sign the UIR form before ER inspection. If the work is not ready, they should delay the inspection and not sign the UIR. Comments at this stage are not expected a thorough engineer cleaning prior to concrete pour will be allowed

☐ The ER shall attend as indicated and check the Contractors supporting Drawings, Test results, Pre inspection signed sheets and check dimensions, alignment, workmanship etc. If satisfied ER shall sign the UIR Code A = Approved, or shall add relevant comments and add AWC = Approved with Comments and the next stage may progress [illegible] or ER shall add R = Rejected as the work is not satisfactory and must be corrected and reinspected

AWC or R will require a new UIR Form to be issued and the inspection process will re-start at a new date/time

☐ When Approved without comments, the next stage of work may progress

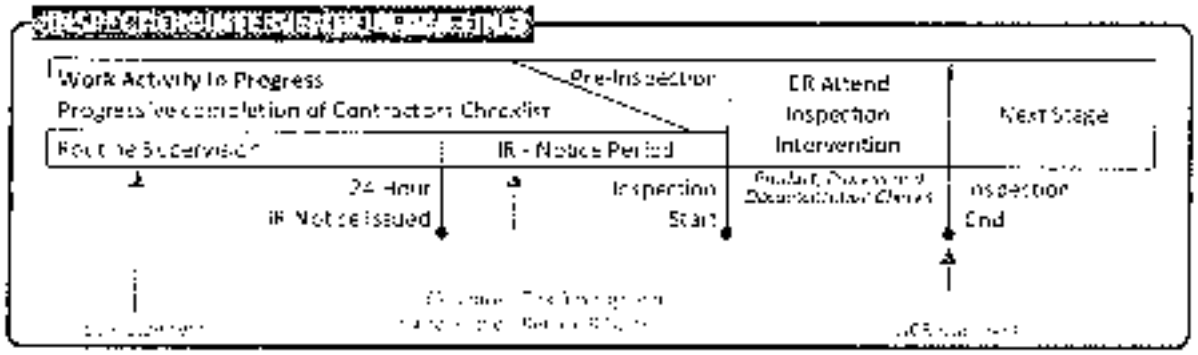

Inspection COMMENTS must be factua

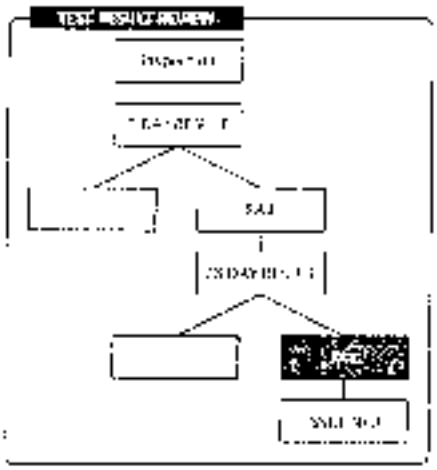

Delayed test results may apply to every discipline at an inspection. When available, may require inspection records to be reviewed for previous work.

It is known that tests results taken during inspection will be available at some date in the future (eg 7 and 28 Days).

The purpose of the UIR is to verify the work stage is ready to progress now. If the Work is ready to progress at the Inspection then it must be Approved and allowed to progress without comment. This is to avoid returning to old AWC records and revise to A

Review of Test Results is just another stage of the work activity and result reviews have their own lifecycle. The test results shall be assessed when available and if they fail to meet the necessary compliance requirements, an NCR shall be issued to track the correction process.

UNIVERSAL INSPECTION REQUEST

El-RAEID

SYSTRA

RECEIPT of NOTIFICATION - Minimum Notice Period not less than 24 Hours
The Work described below will be complete and ready for inspection at planned time shown

Location Name	Contractor Company	Designer Company
EET- CULVET 55+415	EL-FAROUK	EL RAEID

	Name	Sign	Date	Time
Issued by Contractor				
Contractor UIR Reference				Revision
Received by ER			UIR	

C1	C2	C3	DD	MM	YY	HH	MM

CODE-1 SL to SZL Station Reference	CODE-1 DE to SE Depot Reference	CODE-1 Kp XXX For Kilometer point only	CODE-2 Work Activity	CODE-3 Sub Element of Activity

EXPLANATION OF WORK TO BE INSPECTED

Area	Element	Item
55+415	culvert	PAINTING

Inspection Description :
CHECK OF PAINTING FOR - VENT NO 3

INSPECTION DETAILS The Following will be ready at the Planned Inspection Time

Planned Inspection Date	Planned Inspection Time

COMPLIANCE EVIDENCE Must be Included as appropriate

Checklist Attached ☐	Test Results Attached☐	Calibration Attached☐	Other as indicated☐
Drawing Reference	ITP Reference	MS Reference	
ATTACHEMENTS	DESIGN OF PIPE & DATA SHEET OF MATERIAL		

Comments by: EL RAEID	Comments by:SYSTRA MAIN CONSULTANT
the work is acceptable	

INSPECTION RESULT

Organisation	Name	Sign	Designation	Date	Time	Approval Status A-AWC-R	Please Tick if Not Attend
Contractor Engineer	Mostafa Sobhy						
EL RAEID	Hossam Hanafi					A	
GARB*							
Employers Representative							

* Alignment: Bridges: Culvert Only

A= Approved; AWC= Approved with comments; R= Rejected

El Farouk Amr & Ali

Instructions for Use:

☐ The Contractor should continue work using their CHECKLIST of inspection items progressively

☐ The Contractor should do their own INTERNAL pre-inspection and correct any minor defects before final inspection and if necessary, advise Employer's Representative (ER) of possible delay to arrange correction. Contractor should update their CHECKLIST and their own INTERNAL Comments sheet to show the inspection is satisfactory completed

☐ The Contractor Engineer and their QA/QC team should sign the UIR Form before ER inspection. If the work is not ready, they should delay the inspection and not sign the UIR. Comments at this stage are not expected although eg. in not cleaning prior to concrete pour will be allowed

☐ The ER shall attend as indicated and check the Contractors supporting Drawings, Test results, Pre-inspection signed sheets and check dimensions, alignment, workmanship, etc. If satisfied ER shall sign the UIR Code A = Approved or shall add relevant comments and add AWC = Approved with Comments and the next stage may progress [illegible] or ER shall add R = Rejected as the work is not satisfactory and must be corrected and reinspected

AWC or R will require a new UIR Form to be issued and the inspection process will re-start at a new date/time

☐ When Approved without comments the next stage of work may progress

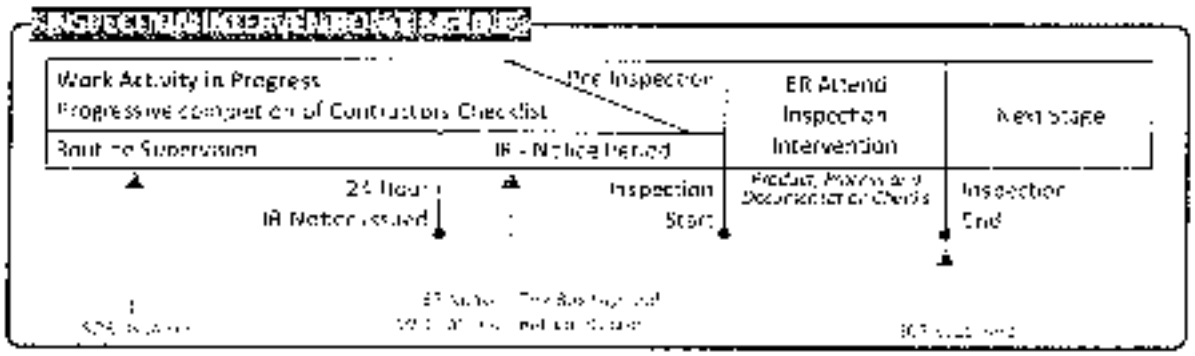

Inspection COMMENTS "must be factual"

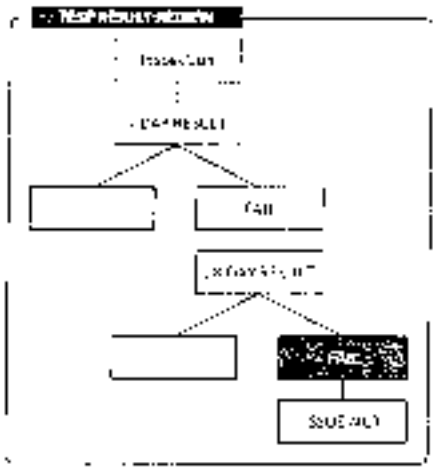

Delayed test results may apply to many discipline at an inspection. When available, may require inspection records to be reviewed for previous work.

It is known that tests results taken during inspection will be available at some date in the future (eg 7 and 28 Days).

The purpose of the UIR is to verify the work stage is ready to progress now. If the Work is ready to progress at the inspection, then it must be Approved and allowed to progress without comment. This is to avoid returning to old AWC records and revise to A

Review of Test Results is just another stage of the work activity, and result reviews have their own lifecycle. The test results shall be assessed when available, and if they fail to meet the necessary compliance requirements, an NCR shall be issued to track the correction process.

UNIVERSAL INSPECTION REQUEST

El-RAEID

SYSTRA SHAKER

RECEIPT of NOTIFICATION - Minimum Notice Period not less than 24 Hours

Work described below will be complete and ready for inspection at planned time shown

Location Name	Contractor Company	Designer Company
EET- CULVET 55+415	EL-FAROUK	EL RAEID

	Name	Sign	Date	Time
Issued by Contractor				
Contractor UIR Reference				Revision

				C1	C2	C3	DD	MM	YY	HH	MM
Received by ER			UIR								

CODE-1 S1 to S21 Station Reference	CODE-1 D1 to S8 Depot Reference	CODE-1 Kp XXX For Kilometer point only	CODE-2 Work Activity	CODE-3 Sub Element of Activity

EXPLANATION OF WORK TO BE INSPECTED

Area	Element	Item
55+415	culvert	PAINTING

Inspection Description :

CHECK OF PAINTING FOR - VENT NO 2

INSPECTION DETAILS The Following will be ready at the Planned Inspection Time

Planned Inspection Date	Planned Inspection Time

COMPLIANCE EVIDENCE Must be included as appropriate

Checklist Attached ☐	Test Results Attached☐	Calibration Attached☐	Other as indicated☐
Drawing Reference	ITP Reference	MS Reference	
ATTACHEMENTS	DESIGN OF PIPE &DATA SHEET OF MATERIAL		

Comments by: EL Raed	Comments by:SYSTRA MAIN CONSULTANT
the work is acceptable	

El Raed For Consulting Engineering

INSPECTION RESULT						Approval Status	Please Tick If Not Attend
Organisation	Name	Sign	Designation	Date	Time	A-AWC-R	
Contractor Engineer	mogahdsolim						
EL RAEID	Hossam Hamed					A	
GARB*							
Employers Representative							

* Alignment: Bridges: Culvert Only

A= Approved, AWC= Approved with comments, R= Rejected

El Farouk Amr & Ali

File Name: UIR - Universal IR Form Painting Vent2

Instructions for Use:

☐ The Contractor should continue work using their CHECKLIST of inspection items progressively

☐ The Contractor should do their own INTERNAL pre-inspection and correct any minor defects before Final Inspection and if necessary, advise Employer's Representative (ER) of possible delay to arrange inspection. Contractor should update their CHECKLIST and their own INTERNAL Comments sheet to show the inspection is satisfactory completed.

☐ The Contractor Engineer and their QA/QC team should sign the UIR Form before ER inspection. If the work is not ready, they should delay the inspection and not sign the UIR. Comments at this stage are not expected although eg: minor cleaning prior to concrete pour will be allowed

☐ The ER shall attend as indicated and check the Contractors supporting Drawings, Test results, Pre-inspection signed sheets and check dimensions, alignment, workmanship, etc. If satisfied ER shall sign the UIR Code A = Approved, or shall add relevant comments and add AWC = Approved with Comments and the next stage may progress [illegible] or ER shall add R - Rejected as the work is not satisfactory and must be corrected and reinspected

AWC or R will require a new UIR Form to be issued and the inspection process will re-start at a new date/time

☐ When Approved without comments, the next stage of work may progress

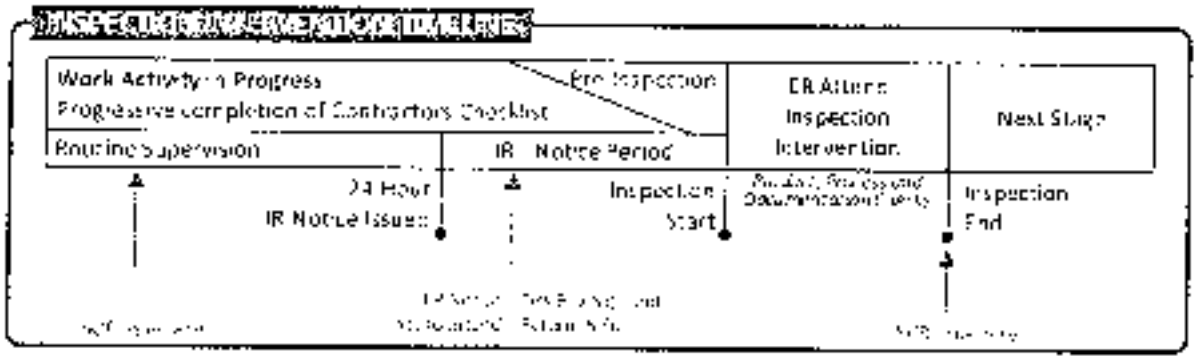

Inspection COMMENTS must be factual

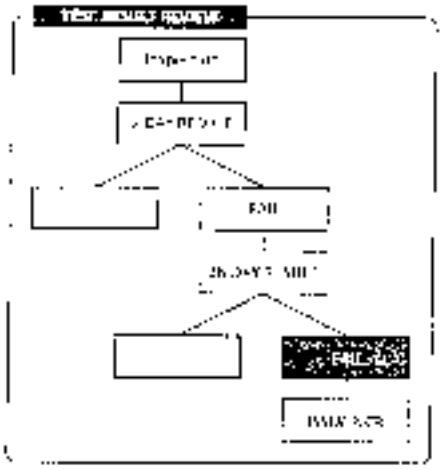

Delayed test results may apply to every discipline at an inspection. When available, may require inspection records to be reviewed for previous work.

It is known that tests results taken during inspection will be available at some date in the future (eg 7 and 28 Days).

The purpose of the UIR is to verify the work stage is ready to progress now. If the Work is ready to progress at the inspection, then it must be Approved and allowed to progress without comment. This is to avoid returning to old AWC records and revisit to A.

Review of Test Results is just another stage of the work activity, and result reviews have their own lifecycle. The test results shall be assessed when available, and if they fail to meet the necessary compliance requirements an NCR shall be issued to track the corrective process.

UNIVERSAL INSPECTION REQUEST

El-RAEID

SYSTRA SHAKER

RECEIPT of NOTIFICATION - Minimum Notice Period not less than 24 Hours
The Work described below will be complete and ready for inspection at planned time shown

Location Name	Contractor Company	Designer Company
EET- CULVET 55+415	EL-FAROUK	EL RAEID

	Name	Sign	Date	Time
Issued by Contractor				
Contractor UIR Reference				Revision
Received by ER			UIR	

C1	C2	C3	DO	MM	YY	HH	MM

CODE-1 S1 to S21 Station Reference	CODE-1 D1 to S3 Depot Reference	CODE-1 Rp XXX For Kilometer point only	CODE-2 Work Activity	CODE-3 Sub Element of Activity

EXPLANATION OF WORK TO BE INSPECTED

Area	Element	Item
55+415	culvert	PAINTING

Inspection Description :
CHECK OF PAINTING FOR - VENT NO 1

INSPECTION DETAILS The Following will be ready at the Planned Inspection Time

Planned Inspection Date	Planned Inspection Time

COMPLIANCE EVIDENCE Must be included as appropriate

Checklist Attached ☐	Test Results Attached☐	Calibration Attached☐	Other as Indicated☐
Drawing Reference	ITP Reference	MS Reference	
ATTACHEMENTS	DESIGN OF PIPE &DATA SHEET OF MATERIAL		

Comments by: EL Raed	Comments by:SYSTRA MAIN CONSULTANT
the work is acceptable	

INSPECTION RESULT

Organisation	Name	Sign	Designation	Date	Time	Approval Status A-AWC-R	Please Tick if Not Attend
Contractor Engineer	mohamed sabry						
EL RAEID	thossam Hamada					A	
GARB*							
Employers Representative							

* Alignment: Bridges: Culvert Only

A= Approved; AWC= Approved with comments; R= Rejected

El Farouk Amr & Ali

Instructions for Use:

☐ The Contractor should continue work using their CHECKLIST of inspection items progressively

☐ The Contractor should do their own INTERNAL pre-inspection and correct any minor defects before final inspection and, if necessary, advise Employer's Representative (ER) of any possible delay to arrange correction. Contractor should update their CHECKLIST and their own INTERNAL Comments sheet to show the inspection is satisfactory completed.

☐ The Contractor Engineer and their QA/QC team should sign the UIR Form before ER inspection. If the work is not ready, they should delay the inspection and not sign the UIR. Comments at this stage are not expected although eg. minor cleaning prior to concrete pour will be allowed

☐ The ER shall attend as indicated and check the Contractors supporting drawings, Test results, Pre-inspection signed sheets and check dimensions, alignment, workmanship, etc. If satisfied ER shall sign the UIR Code A = Approved or shall add relevant comments and add A/C = Approved with Comments and the next stage may progress [illegible] or ER shall add R = Rejected as the work is not satisfactory and must be corrected and reinspected

A/C or R will require a new UIR form to be issued and the inspection process will re-start at a new date/time

☐ When Approved without comments, the next stage of work may progress

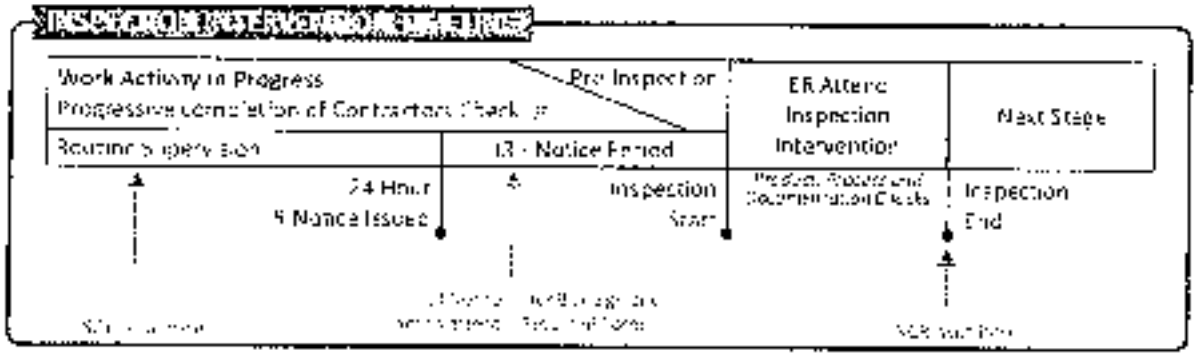

Inspection COMMENTS must be factual

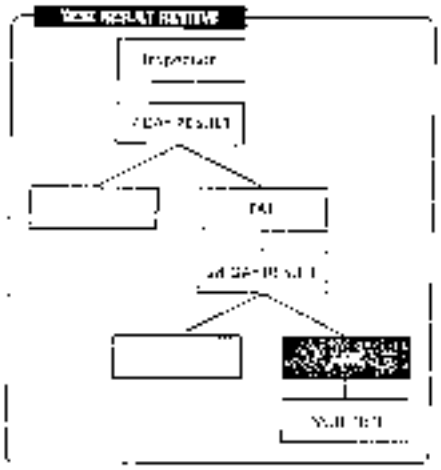

Delayed test results may apply to every discipline at an inspection. When available may require inspection records to be reviewed for previous work

It is known that tests results taken during inspection will be available at some date in the future (eg 7 and 28 Days)

The purpose of the UIR is to verify the work stage is ready to progress now. If the Work is ready to progress at the Inspection, then it must be Approved and allowed to progress without comment. This is to avoid returning to old A/C records and revise to A

Review of Test Results is just another stage of the work activity and result reviews have their own lifecycle. The test results shall be assessed when available and if they fail to meet the necessary compliance requirements, an NCR shall be issued to track the correction process

MATERIAL APPROVAL REQUEST

El-RAEID

Location Name	Contractor Company	Designer Company
Culvert ٥٥+٤١٥	ELFAROUK	ELRAID

Issued by Contractor	Name	Sign	Date	Designation
Contractor Reference				Revision
Designer Receipt	Name	Sign	Date	Designation
Designer Reference				Revision
Received by ER			MAR 1	

C١	C٢	C٣	DD	MM	YY	HH	MM
S١	CU	OT					

CODE-١ S١ to S٢١ Station Reference	CODE-١ D١ to D٣ Depot Reference	CODE-١ Kp XXX For Kilometer point only	CODE-٢ Work Activity	CODE-٣ Sub Element of Activity

Description of Materials	Steel pipe For Vent ١,٢,٣,٤		
Location to be Used	Culvert ٥٥+٤١٥		
Sample only	Yes / No	Materials Type	
Supplier Name		Data Sheet provided	Yes attached / No
Reference in BoQ		Specification	Clause
Prequalification reference		Test Samples Results	
Reference Photos	Yes attached / No	Other	

Comments by: ELRAID	Comments by:
the test result acceptable	

El Raied For Consulting Engineering

APPROVAL STATUS

Organisation	Name	Sign	Designation	Date	A-AWC-R
Contractor Engineer	[illegible]				
ELRAID	Hossam Hamada				A
Contractor QA/QC	E. Abdul Jayem Ali				A
GARB*					
Employers Representative					

Eng. Abdul Dayem Ali
GM & CEO
Al-Ocr Engineering Services

* Alignment/Bridges: Culvert only

A= Approved; A/C= Approved with Comments; R= Rejected

الفاروق - عمرو و علي
Al-Farouk Amr & Ali

Mechanical Testing Laboratory
Metallurgical Dept. – Building No. 32
Faculty of Engineering – Cairo University

EGAC Accredited

Testing
CAB #
041304B(4)

معمل الاختبارات الميكانيكية
قسم الفلزات - مبنى رقم 32
كلية الهندسة – جامعة القاهرة

Test Report

Test Request #	177	Specimen(s) ID	9-23/412

The MTL adopts the management systems that fulfills the requirements of the international standard ISO/IEC 17025:2017

Date of request	12/7/2023	Number of pages	2
Test(s) Required	Tensile+ Chemical		
Test method (Mechanical)	Tension (ASTM E8/22)		
Test method (Chemical)	Low alloy steel (ASTM E415/21)		
Test item description	Pl 22 mm		
Owner	الهيئة الهندسية للطرق والكباري		
Contractor	شركة الفاروق حمرو وطي		
Project name	اعمال تدعيم بريخ كم(55+415) اسفل مسار القطار الكهربائي السريع		
Date of Performing Test	12/7/2023	Test Report Date	12/7/2023
Temperature, °C	23	Humidity, %	37

- **Specimen details and conditions (shown above) are supplied by the customer; hence the lab bears no responsibility regarding these details.**
- **The Un-machined specimen was sent by the customer.**

1-Tensile Test: Test Machine: SHIMADZU / UH-1000KNX Universal Testing Machine.
Serial No: 124105000018

Test Specimen	9-23/412	9-23/412 (2)	Required for grade S355JR
Thickness, mm	15.8	15.7	-----
Yield stress, Mpa	397	401	345 min.
Ultimate Tensile stress, Mpa	572	567	470-630
Elongation, %	29	31	22 min.

Test conducted by: **Signature:**

- The test results represent a sample provided – by the customer - to the Lab only and do not represent the quantities of production or any other quantities belongs to the customer.
- Reports issued by the Lab are confidential and belong to the requesting party alone and cannot be given to any other part.
- The lab responsibility of delivering the rest of sample(s) to the customer expires after 15 days after the test report issuance date or due.

Technical Advisor	Lab. Manager / Lab. Supervisor
	Prof. Dr. Mahmoud Tash
Signature:	Signature:

2-Chemical Test:

Test Equipment: ARL 3460 Spectrometer Arc/Spark OES.

ID(s)/Avg. of 2 Runs of each ID	Elements analyzed, %													
	C	Mn	Si	P	S	Ni	Cr	Cu	Mo	V	Ti	Al	B	Nb
9-23/412	0.170	0.917	0.180	0.013	0.012	0.008	0.309	0.007	0.004	0.005	0.002	0.020	0.001	0.000
9-23/412-(2)	0.167	0.932	0.174	0.014	0.014	0.006	0.301	0.006	0.004	0.004	0.003	0.017	0.000	0.001
Required for grade S355JR	0.27 max	1.70 max	0.60 max	0.045 max	0.045 max	-----	-----	0.60 max	----	----	----	----	----	-----

Note: According to footnote (f) in EN10025-2, the max. Value for nitrogen does not apply if the Chemical composition shows a minimum total (Al) content of 0.015%.

Test conducted by: **Signature:**

- The test results represent a sample provided – by the customer - to the Lab only and do not represent the quantities of production or any other quantities belongs to the customer.
- Reports issued by the Lab are confidential and belong to the requesting party alone and cannot be given to any other party.
- The lab responsibility of delivering the rest of sample(s) to the customer expires after 15 days after the test report issuance date or due to the depletion of the sample(s) during test.

Technical Advisor	Lab. Manager / Lab. Supervisor
	Prof. Dr. Mahmoud Tash
Signature:	Signature:

Conformity Report

This report based on the results presented in Test Request #:	177
Specimen(s) ID	9-23/412

Final Evaluation:

According to compliance with EN10025-2:2019

1- The specimen tensile properties **are in** conformity with grade**S355JR** according to **EN10025-2:2019**

2- The specimen chemical analysis **is in** conformity with grade **S355JR** according to **EN10025-2:2019**

Report prepared by: Eng/ Jumana Fawzy

Reviewed by:

Technical Advisor	Lab. Manager / Lab. Supervisor
	Prof. Dr. Mahmoud Tash
Signature:	Signature:

MATERIAL INSPECTION REQUEST

EL-RAEID

SYSTRA SHAKER

Location Name	Contractor Company	Designer Company
EET-CULVERT 55+415	ELFAROUK	ELRAEID

	Name	Sign	Date	Time
Issued by Contractor				
Contractor Reference				Revision
Received by ER			SNA	

C1	C2	C3	DD	MM	YY	HH	MM
S1	CU	OT					

CODE-1 S1 to S21 Station Reference	CODE-1 D1 to S3 Depot Reference	CODE-1 Kp XXX For Kilometer point only	CODE-2 Work Activity	CODE-3 Sub Element of Activity

Description of Materials	Steel pipes		
Location to be Used	Culvert 55+415		
MAR Approval No	1	Date	
Supplier Name			
Test Requirement		Specification	Clause
Reference Photos	Yes attached / No	Other	

Item	Description	Unit	Quantity	Arrival Date	Note
1	Steel pipe(dia.=70 cm , thick.=22 mm)	M'	150	6-4-2023	
2	Steel pipe(dia.=70 cm , thick.=22 mm)	M'	75	9-4-2023	
3	Steel pipe(dia.=70 cm , thick.=22 mm)	M'	75	11-4-2023	
4	Steel pipe(dia.=70 cm , thick.=22 mm)	M'	75	12-4-2023	

Comments by ELRAEID :	Comments by SYSTRA :
- accptable as visual inspection - must be good storage in site according to Project Specs - take sample to preform required tests	

APPROVAL STATUS					
Organisation	Name	Sign	Designation	Date	A-AWC-R
Contractor Engineer					A
Contractor QA/QC	E. Abdul Dayem Ali				A
ELRAEID	MD. Shazly			15-4-23	
GARB*					
Employers Representative					

Eng. Abdul Dayem Ali
GM & CEO
Engineering Services

* Alignment/Bridges: Culvert only

A= Approved; AWC= Approved with Comments; R= Rejected

El Farouk Amr & Ali

شركة المطبوعات

النصر الأخير

شركة المستقبل

التقرير

شركة المستقبل

URE
PANY

النقراشى

ديبي
جميع مواد البناء الصحي

التاريـــــخ
الوقـــــت
مسلســـــل
نـوع الحمولة
رقـم السيارة
الوزنه الإجمالى
الوزنة فارغه
الصافـــــى :

مدينة ٦ أكتوبر - المنطقة الصناعية الثانية . محور خدمى ثانى . شارع حمادة إمام - قطعة (١) ت : ٣٨٣٣١٦٨٧

شركة المستقبل

FUTURE COMPANY

التقراتي

التاريخ :

الوقت :

ملحق :

نوع الحمولة :

رقم السيارة :

الوزن الاجمالي :

الوزن فارغ :

الصافي :

شركة المستقبل

التقرير السنوي

MATERIAL INSPECTION REQUEST

El-RAEID

Location Name	Contractor Company	Designer Company
EET CULVERT ٥٥+٤١٥	ELFAROUK	ELRAID

	Name	Sign	Date	Time
Issued by Contractor				
Contractor Reference				Revision

Received by ER			SNA	C١	CT	CT	DD	MM	YY	HH	MM
				S١	DM	OT					

CODE-١ S١ to ST١ Station Reference	CODE-١ D١ to ST Depot Reference	CODE-١ Kp XXX For Kilometer point only	CODE-T Work Activity	CODE-T Sub Element of Activity

Description of Materials	Steel pipe		
Location to be Used	Culvert ٥٥+٤١٥		
MAR Approval No	1	Date	
Supplier Name			
Test Requirement		Specification	Clause
Reference Photos	Yes attached / No	Other	

Item	Description	Unit	Quantity	Arrival Date	Note
١	Steel pipe(dia=٧٠ cm , thick=٢٢ mm)	M'	١٠٠	٢٢-٧-٢٠٢٤	
٢	Steel pipe(dia=٧٠ cm , thick=٢٢ mm)	M'	١٢٥	٢٣-٧-٢٠٢٤	

Comments by: ELRAID	Comments by:
the work was inspected and found acceptable as MAR approved	

APPROVAL STATUS					
Organisation	Name	Sign	Designation	Date	A-AWC-R
Contractor Engineer	[illegible]	[illegible]			A
Contractor QA/QC	E/Abdul Dayem Ali	[illegible]			A
ELRAID	Hossam Hamada	[illegible]			
GARB*					
Employers Representative					

Eng. Abdul Dayem Ali
GM & CEO
Al-Noor Engineering Services

El Farouk Amr & Ali

* Alignment/Bridges: Culvert only

A= Approved; AWC= Approved with Comments; R= Rejected

AL FAROUK

Amr & Ali

التاريخ: ٢٢ / ٧ / ٢٠٢٤

العمرانية - خفت ... على عمارة رقم ٢٩٧ / ٤ ٢٦٨٧

تامر محمود ... ت/ ٠١٢٨٤٥٠١٣٩٦

الكمية	الوحدة	الوصف	سعر الوحدة	إجمالي القيمة	الرصيد بعد التصرف
٦	عدد	ماسورة ٤" حديد	[illegible]	[illegible]	[illegible]

الإجمالي فقط

مدير المخازن

المستلم

تامر محمود

الإدارة المالية

الاقتصاد الاشتراكي

[illegible]

[illegible]

[illegible]

[illegible]

[illegible]

[illegible]

[illegible]

[illegible]

[illegible]

[illegible]

[illegible]

AL FAROUK
For Metallic Works & Contractors
Amr & Ali

SOKAR STEEL

إذن صرف مخازن

(نموذج مخازن رقم ٢)

الفاروق
للأعمال المعدنية و المقاولات
عمرو و علي

مخازن : الفاروق التاريخ : ٢٠٢٤/٧/٢٨

الأصناف الموضحة أدناه صرفت إلى : [illegible] على السيارة رقم : [illegible] / ٤٦٨٧

قيادة : تامر مصطفى صلاح بطاقة رقم : ٠١٢٨٤٤٢٥١٩٩٤

الكمية	الوحدة	الصنف بالمواصفات	سعر الوحدة	إجمالي القيمة	الرصيد بعد الصرف
٥	عدد	ماسورة حديد ٥٠ × ٣٤٤	٢٠ × ١٢ [illegible]	٧٠ داخلي	× ٢٥٨٠٠ م

الإجمالي فقط :

مدير المخازن

المستلم
تامر مصطفى صلاح

الإدارة المالية

القرار الإداري

التاريخ :

الرقم

[illegible]

موضوع القرار

رقم القرار

الوزنة الإجمالي

الوزنة قطاعية

[illegible]

[illegible]

AL FAROUK

Amr & Ali

التاريخ: ٢٢/٧/٢٠٠٥

السيد/ نور الدين جمال بطاقة رقم ٢٩٦٤/٢٧/٠١٢٢٦٩٥١٢

٥	عدد ٥ سابسورة دوري لمولاه ١٩,٥ لا داخلي	٢٧	٢٧	٢٧	٢٨٠
	٣٢٢				
	اطار كاوتش كامل بالجنط للدور				
	الإجمالي نقطا				

المستلم: نور الدين جمال

مدير المخزن

الإدارة المالية

شركة المستقبل

FUTURE COMPANY

ميزان بيسكول
٢ ساعة
ديجيتال
و جميع مواد البناء [illegible]

التقرير الفني

التاريخ •

الوقت

مسلسل

نوع الحمولة

رقم السيارة •

الوزن الإجمالي

الوزن فارغه

الصافي [illegible] :

مدينة ٦ أكتوبر - المنطقة الصناعية الثانية - محور خدمي شامل - شارع خدمة [illegible] - قطعة [illegible] - ت : [illegible]

مدير الخزن

المستلم

الادارة المالية

شركة المستقبل

التقرير الفني

التاريخ:

الوقت:

المكان:

نوع الشاحنة:

رقم السيارة:

الوزن الإجمالي:

الوزن فارغ:

الصافي:

المنطقة الصناعية الثانية - شارع حماة - تلفون: ٢٢٢٦٨٧

UNIVERSAL INSPECTION REQUEST

El-RAEID

SYSTRA

RECEIPT of NOTIFICATION - Minimum Notice Period not less than 24 Hours
The Work described below will be complete and ready for inspection at planned time shown

Location Name	Contractor Company	Designer Company
EET- CULVET 55+415	EL-FAROUK	EL RAEID

	Name	Sign	Date	Time
Issued by Contractor				
Contractor UIR Reference				Revision
Received by ER			UIR	

C1	C2	C3	DD	MM	YY	HH	MM

CODE-1 S1 to S21 Station Reference	CODE-1 D1 to S3 Depot Reference	CODE-1 Kp XXX For Kilometer point only	CODE-2 Work Activity	CODE-3 Sub Element of Activity

EXPLANATION OF WORK TO BE INSPECTED

Area	Element	Item
55+415	culvert	WELDING

Inspection Description :
CHECK OF PIPE WELDING FOR - VENT NO 1

INSPECTION DETAILS The Following will be ready at the Planned Inspection Time

Planned Inspection Date	Planned Inspection Time

COMPLIANCE EVIDENCE Must be Included as appropriate

Checklist Attached ☐	Test Results Attached☐	Calibration Attached☐	Other as indicated☐
Drawing Reference	ITP Reference		MS Reference
ATTACHEMENTS	REPORT OF WELDING FOR 3rd party		

Comments by: EL RAED	Comments by:SYSTRA MAIN CONSULTANT
the work is acceptable	

INSPECTION RESULT

Organisation	Name	Sign	Designation	Date	Time	Approval Status A-AWC-R	Please Tick if Not Attend
Contractor Engineer							
EL RAEID	Hossam					A	
Contractor QA/QC	E. Abdul Jaryan					A	
GARB*							
Employers Representative							

Eng. Abdul Daryem
GM & CEO
Al-Noor Engineering Sor

File Name: UIR - Universal IR Form welding Vent 1

El Farouk Amr & Ali

* Alignment: Bridges: Culvert Only

A= Approved; AWC= Approved with comments; R= Rejected

Instructions for Use:

☐ The Contractor should continue work using their CHECKLIST of inspection items progressively

☐ The Contractor should do their own INTERNAL pre-inspection and correct any minor defects before final inspection and if necessary, advise Employer's Representative (ER) of possible delay to arrange correction. Contractor should update their CHECKLIST and their own INTERNAL Comments sheet to show the inspection is satisfactory completed.

☐ The Contractor Engineer and their QA/QC team should sign the UIR Form before ER inspection. If the work is not ready, they should delay the inspection and not sign the UIR. Comments at this stage are not expected although eg: minor cleaning prior to concrete pour will be allowed

☐ The ER shall attend as indicated and check the Contractors supporting Drawings, Test results, Per-inspection signed sheets and check dimensions, alignment, workmanship, etc. If satisfied ER shall sign the UIR Code A = Approved, or shall add relevant comments and add AWC = Approved with Comments and the next stage may progress *using full application of the comments and concurrently, the correction to the work must be completed and reinspected promptly with IR Form to achieve status Approved Without Comment*, or ER shall add R = Rejected as the work is not satisfactory and must be corrected and reinspected

AWC or R will require a new UIR Form to be issued and the inspection process will re-start at a new date/time

☐ When Approved without comments, the next stage of work may progress

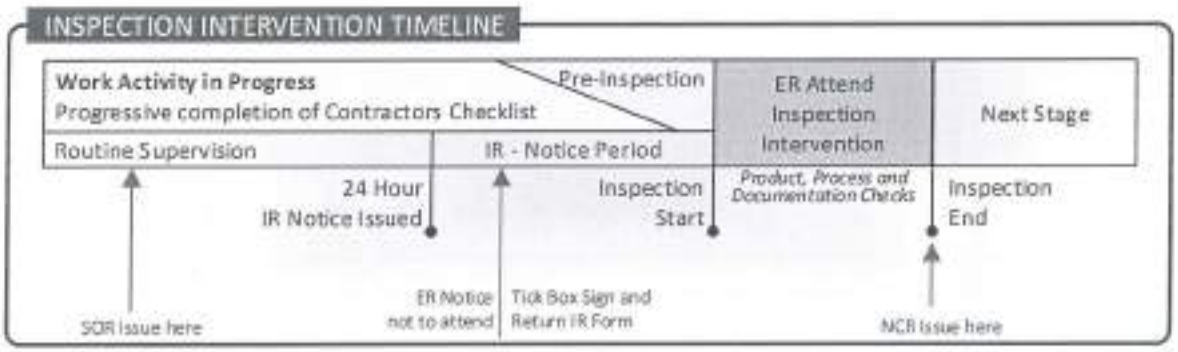

Inspection COMMENTS must be factual

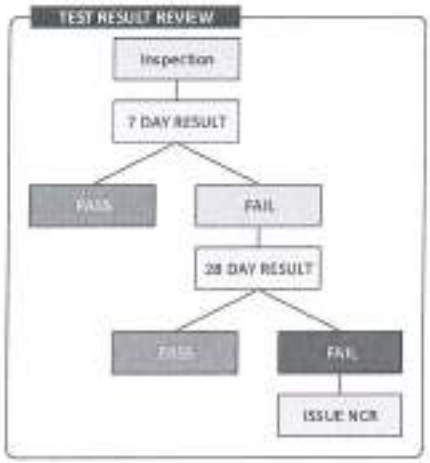

Delayed test results may apply to every discipline at an inspection. When available, may require inspection records to be reviewed for previous work.

It is known that tests results taken during inspection will be available at some date in the future (eg 7 and 28 Days).

The purpose of the UIR is to verify the work stage is ready to progress now. If the Work is ready to progress at the Inspection, then it must be Approved and allowed to progress without comment. This is to avoid returning to old AWC records and revise to A.

Review of Test Results is just another stage of the work activity, and result reviews have their own lifecycle. The test results shall be assessed when available, and if they fail to meet the necessary compliance requirements, an **NCR shall be issued** to track the correction process.

UNIVERSAL INSPECTION REQUEST

El-RAEID

SYSTRA SHAKER

RECEIPT of NOTIFICATION - Minimum Notice Period not less than 24 Hours

The Work described below will be complete and ready for inspection at planned time shown

Location Name	Contractor Company	Designer Company
EET- CULVET 55+415	EL-FAROUK	EL RAEID

	Name	Sign	Date	Time
Issued by Contractor				
Contractor UIR Reference				Revision
Received by ER			UIR	

C1	C2	C3	DD	MM	YY	HH	MM

CODE-1 S1 to S21 Station Reference	CODE-1 D1 to S3 Depot Reference	CODE-1 Kp XXX For Kilometer point only	CODE-2 Work Activity	CODE-3 Sub Element of Activity

EXPLANATION OF WORK TO BE INSPECTED

Area	Element	Item
55+415	culvert	WELDING

Inspection Description :

CHECK OF PIPE WELDING FOR - VENT NO 2

INSPECTION DETAILS The Following will be ready at the Planned Inspection Time

Planned Inspection Date	Planned Inspection Time

COMPLIANCE EVIDENCE Must be Included as appropriate

Checklist Attached ☐	Test Results Attached☐	Calibration Attached☐	Other as Indicated☐
Drawing Reference	ITP Reference		MS Reference
ATTACHEMENTS	REPORT OF WELDING FOR 3rd party		

Comments by: ELRAEL	Comments by:SYSTRA MAIN CONSULTANT
the work is acceptable	

El Raied For Consulting Engineering

INSPECTION RESULT

Organisation	Name	Sign	Designation	Date	Time	Approval Status A-AWC-R	Please Tick if Not Attend
Contractor Engineer	[illegible]						[redacted]
EL RAEID	Hossam Hamada					A	
Contractor QA/QC	E. Abdel Sayed					A	
GARB*							
Employers Representative							

Eng. Abdul[illegible] Al-Noor Engi[illegible]

El Farouk Amr & Ali

Instructions for Use:

☐ The Contractor should continue work using their CHECKLIST of inspection items progressively

☐ The Contractor should do their own INTERNAL pre-inspection and correct any minor defects before final inspection and if necessary, advise Employer's Representative (ER) of possible delay to arrange correction. Contractor should update their CHECKLIST and their own INTERNAL Comments sheet to show the inspection is satisfactory completed.

☐ The Contractor Engineer and their QA/QC team should sign the UIR Form before ER inspection. If the work is not ready, they should delay the inspection and not sign the UIR. Comments at this stage are not expected although eg. minor cleaning prior to concrete pour will be allowed

☐ The ER shall attend, record and check the Contractors supporting Drawings, Test results, Pre-inspection signed sheets and check dimensions, alignment, workmanship, etc. If satisfied ER shall sign the UIR (Code A = Approved), or shall add relevant comments and add AWC = Approved with Comments and the next stage may progress *using full association of the comments and concurrently, the correction to the work is to be completed and reinspected promptly with IR Form to amend status Approved Without Comment*, or ER shall add R = Rejected as the work is not satisfactory and must be corrected and reinspected

AWC or R will require a new UIR Form to be issued and the inspection process will re-start at a new date/time

☐ When Approved without comments, the next stage of work may progress

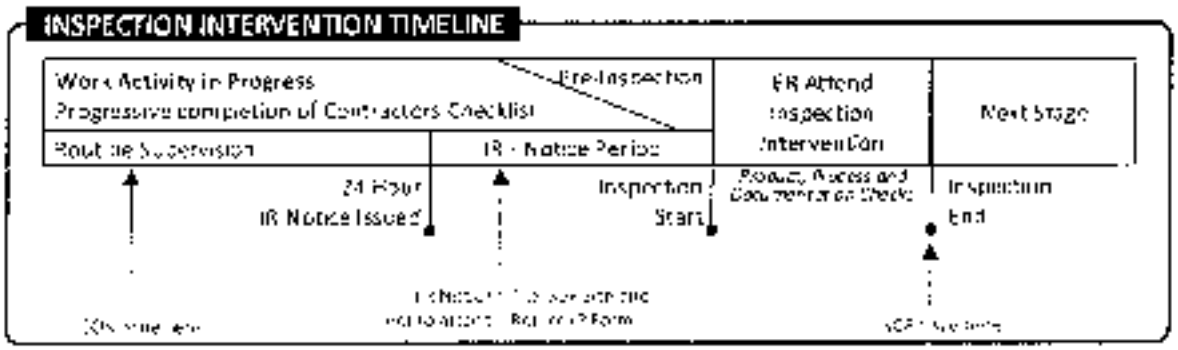

Inspection COMMENTS must be factual

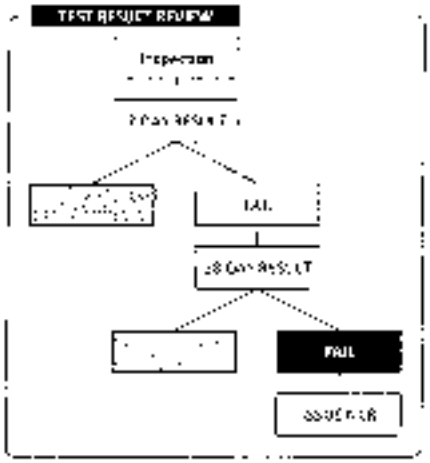

Delayed test results may apply to every discipline at an inspection. When available, may require inspection records to be reviewed for previous work

It is known that tests results taken during inspection will be available at some date in the future (eg 7 and 28 Days).

The purpose of the UIR is to verify the work stage is ready to progress now. If the Work is ready to progress at the Inspection, then it must be Approved and allowed to progress without comment. This is to avoid returning to old AWC records and revise to A

Review of Test Results is just another stage of the work activity, and result reviews have their own lifecycle. The test results shall be assessed when available, and if they fail to meet the necessary compliance requirements, an **NCR** shall be issued to track the correction process

UNIVERSAL INSPECTION REQUEST

El-RAEID

SYSTRA SHAHER

RECEIPT of NOTIFICATION - Minimum Notice Period not less than 24 Hours

The Work described below will be complete and ready for inspection at planned time shown

Location Name	Contractor Company	Designer Company
EET- CULVET 55+415	EL-FAROUK	EL RAEID

	Name	Sign	Date	Time
Issued by Contractor				
Contractor UIR Reference				Revision
Received by ER			UIR	

C1	C2	C3	DD	MM	YY	HH	MM

CODE-1 S1 to S21 Station Reference	CODE-1 D1 to S3 Depot Reference	CODE-1 Kp XXX For Kilometer point only	CODE-2 Work Activity	CODE-3 Sub Element of Activity

EXPLANATION OF WORK TO BE INSPECTED

Area	Element	Item
55+415	culvert	WELDING

Inspection Description :

CHECK OF PIPE WELDING FOR - VENT NO 3

INSPECTION DETAILS The Following will be ready at the Planned Inspection Time

Planned Inspection Date	Planned Inspection Time

COMPLIANCE EVIDENCE Must be Included as appropriate

Checklist Attached ☐	Test Results Attached☐	Calibration Attached☐	Other as indicated☐
Drawing Reference	ITP Reference		MS Reference
ATTACHEMENTS	REPORT OF WELDING FOR 3rd party		

Comments by: El Raed	Comments by:SYSTRA MAIN CONSULTANT
the work is acceptable	

El Raed For Consulting Engineering

INSPECTION RESULT

Organisation	Name	Sign	Designation	Date	Time	Approval Status A-AWC-R	Please Tick If Not Attend
Contractor Engineer							
EL RAEID	Hossam Hamed					A	
Contractor QA/QC	E. Abdulsayem A.					A	
GARB*							
Employers Representative							

Eng. Abdul [illegible] Site Engineer

El Farouk Amr & Ashraf

* Alignment: Bridges: Culvert Only

A= Approved; AWC= Approved with comments; R= Rejected

Instructions for Use:

☐ The Contractor should continue work using their CHECKLIST of inspection items progressively

☐ The Contractor should do their own INTERNAL pre-inspection and correct any minor defects before final inspection and if necessary, advise Employer's Representative (ER) of possible delay to arrange correction. Contractor should update their CHECKLIST and their own INTERNAL Comments sheet to show the inspection is satisfactory completed.

☐ The Contractor Engineer and their QA/QC team should sign the UIR Form before ER inspection. If the work is not ready, they should delay the inspection and not sign the UIR. Comments at this stage are not expected although eg: minor cleaning prior to concrete pour will be allowed

☐ The ER shall attend as indicated and check the Contractors supporting Drawings, Test results, Per-inspection signed sheets and check dimensions, alignment, workmanship, etc. If satisfied ER shall sign the UIR Code A = Approved, or shall add relevant comments and add AWC = Approved with Comments and the next stage may progress *using full application of the comments and concurrently, the correction to the work must be completed and reinspected promptly with IR Form to achieve status Approved Without Comment*, or ER shall add R = Rejected as the work is not satisfactory and must be corrected and reinspected

AWC or R will require a new UIR Form to be issued and the inspection process will re-start at a new date/time

☐ When Approved without comments, the next stage of work may progress

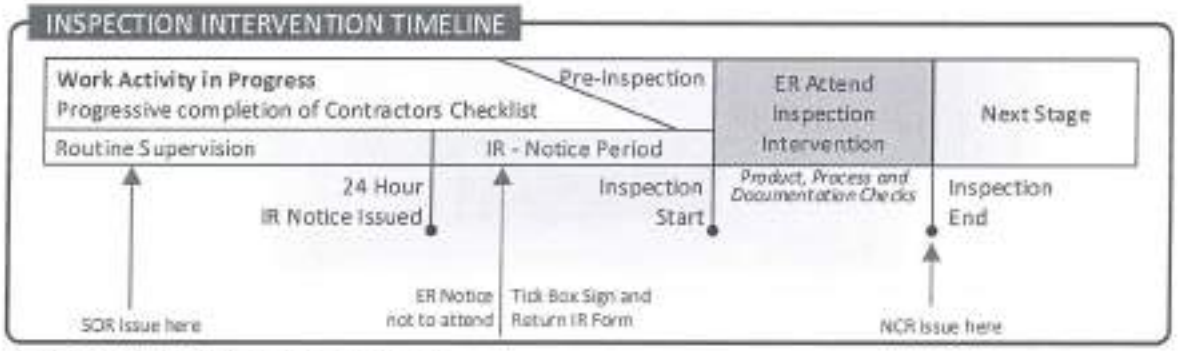

Inspection COMMENTS must be factual

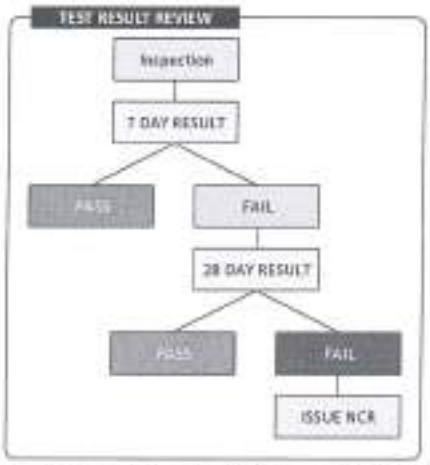

Delayed test results may apply to every discipline at an inspection. When available, may require inspection records to be reviewed for previous work.

It is known that tests results taken during inspection will be available at some date in the future (eg 7 and 28 Days).

The purpose of the UIR is to verify the work stage is ready to progress now. If the Work is ready to progress at the Inspection, then it must be Approved and allowed to progress without comment. This is to avoid returning to old AWC records and revise to A.

Review of Test Results is just another stage of the work activity, and result reviews have their own lifecycle. The test results shall be assessed when available, and if they fail to meet the necessary compliance requirements, an **NCR shall be issued** to track the correction process.

UNIVERSAL INSPECTION REQUEST

El-RAEID

SYSTRA SHARIK

RECEIPT of NOTIFICATION - Minimum Notice Period not less than 24 Hours
The Work described below will be complete and ready for inspection at planned time shown

Location Name	Contractor Company	Designer Company
EET- CULVET 55+415	EL-FAROUK	EL RAEID

	Name	Sign	Date	Time
Issued by Contractor				
Contractor UIR Reference				Revision
Received by ER			UIR	

C1	C2	C3	DD	MM	YY	HH	MM

CODE-1 S1 to S21 Station Reference	CODE-1 D1 to S3 Depot Reference	CODE-1 Kp XXX For Kilometer point only	CODE-2 Work Activity	CODE-3 Sub Element of Activity

EXPLANATION OF WORK TO BE INSPECTED

Area	Element	Item
55+415	culvert	WELDING

Inspection Description :
CHECK OF PIPE WELDING FOR - VENT NO 4

INSPECTION DETAILS The Following will be ready at the Planned Inspection Time

Planned Inspection Date	Planned Inspection Time

COMPLIANCE EVIDENCE Must be Included as appropriate

Checklist Attached ☐	Test Results Attached☐	Calibration Attached☐	Other as indicated☐
Drawing Reference	ITP Reference		MS Reference
ATTACHEMENTS	REPORT OF WELDING FOR 3rd party		

Comments by: El Raed	Comments by:SYSTRA MAIN CONSULTANT
the work is acceptable	

El Raied For Consulting Engineering

INSPECTION RESULT

Organisation	Name	Sign	Designation	Date	Time	Approval Status A-AWC-R	Please Tick if Not Attend
Contractor Engineer							
EL RAEID						A	
Contractor QA/QC	E. Abdulbayem					A	
GARB*							
Employers Representative							

Eng. Abdul Bayem
Civil - CAD
Al-Noor Engineering Sc

El Farouk Amr & Ali

* Alignment: Bridges: Culvert Only

A= Approved; AWC= Approved with comments; R= Rejected

Instructions for Use:

☐ The Contractor should continue work using their CHECKLIST of inspection items progressively

☐ The Contractor should do their own INTERNAL pre-inspection and correct any minor defects before final inspection and if necessary, advise Employer's Representative (ER) of possible delay to arrange correction. Contractor should update their CHECKLIST and their own INTERNAL Comments sheet to show the inspection is satisfactory completed.

☐ The Contractor Engineer and their QA/QC team should sign the UIR Form before ER inspection. If the work is not ready, they should delay the inspection and not sign the UIR. Comments at this stage are not expected although eg: minor cleaning prior to concrete pour will be allowed

☐ The ER shall attend as indicated and check the Contractors supporting Drawings, Test results, Per-inspection signed sheets and check dimensions, alignment, workmanship, etc. If satisfied ER shall sign the UIR Code A = Approved, or shall add relevant comments and add AWC = Approved with Comments and the next stage may progress *using full application of the comments and concurrently, the correction to the work must be completed and reinspected promptly with IR Form to achieve status Approved Without Comment*, or ER shall add R = Rejected as the work is not satisfactory and must be corrected and reinspected

AWC or R will require a new UIR Form to be issued and the inspection process will re-start at a new date/time

☐ When Approved without comments, the next stage of work may progress

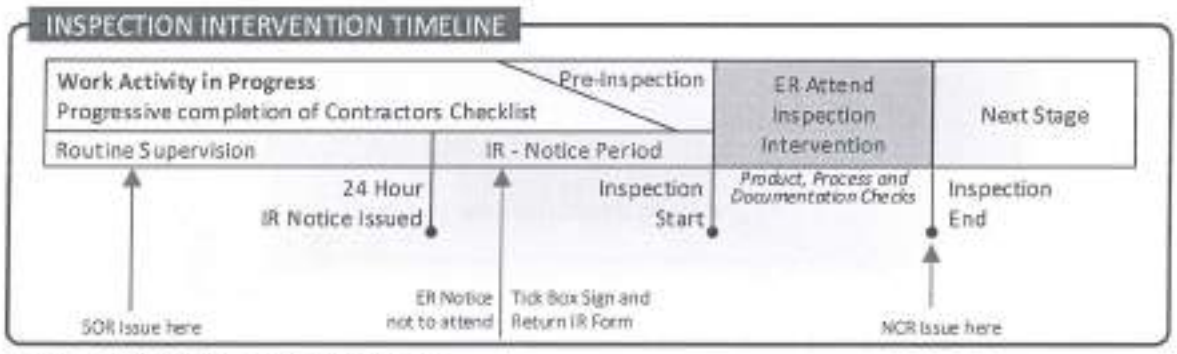

Inspection COMMENTS must be factual

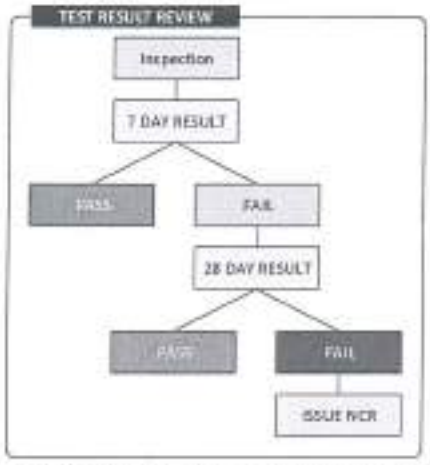

Delayed test results may apply to every discipline at an inspection. When available, may require inspection records to be reviewed for previous work.

It is known that tests results taken during inspection will be available at some date in the future (eg 7 and 28 Days).

The purpose of the UIR is to verify the work stage is ready to progress now. If the Work is ready to progress at the Inspection, then it must be Approved and allowed to progress without comment. This is to avoid returning to old AWC records and revise to A.

Review of Test Results is just another stage of the work activity, and result reviews have their own lifecycle. The test results shall be assessed when available, and if they fail to meet the necessary compliance requirements, an **NCR shall be issued** to track the correction process.

Al-Noor Engineering services
Al-Noor Engineering Services
DT, NDT and Supervision Engineering
Eng./ Abdul dayem Ali

Al-Noor Engineering services
النور للخدمات الهندسية
للاختبارات الإتلافية والغير إتلافية والإشراف الهندسي
مهندس /عبدالدايم علي

TEST REPORTS

FOR VENT NO. 1

Project Name:

مشروع القطار الكهربائي السريع (العين السخنة -مطروح)- بربخ كم (55+415)

Client:

وزارة النقل - الهيئة العامة للطرق والكباري والنقل البري

Consultant:

مكتب سيسترا للإستشارات الهندسية

Contractor:

شركة الفاروق عمرو وعلي

AES ENGINERING SERVICES
النور للخدمات الهندسية
Giza, El-Haram St. , El-3areesh St. , Building No. 16 , Floor 15
الجيزه - شارع الهرم -شارع العريش - عماره رقم 16 -الدور الثامن -شقه رقم 15
Mob. : (+2)01015130467 - (+2)01205666820
Email: aes.alnoor@gmail.com , Abdou_ali2011@yahoo.com

ULTRASONIC EXAMINATION REPORT

Project Name:	مشروع للقطار الكهربائي السريع (الجزء السطحي -مطروح) - بريج كم (55+415)	AES Form No.	AES-F-006
Owner	وزارة النقل - الهيئة العامة للطرق والكباري والنقل البري	Report No.	AES-UT-001
Consultant	مكتب سيسترا للاستشارات الهندسية	Date:	17/11/2023
Contractor	الفاروق عمرو وعلي	Rev.	0

Drg. No.:		Mark/Item no:	As below	Joint Type:	Butt/Fillet
Thk:	22.7 mm	Reference Procedure Specification:-	AES-WPS-001	Surface Condition :	Brushed
Surface Temp:	Room Temp.	Acceptance criteria:	AWS	Heat Treatment:	( ) BSR ( ) ASR
Weld Process:	SMAW				

Equipment & Technique

Model:	[illegible]	SL No:	[illegible]	Manufacturer:	[illegible]
Couplant type:	Wall PAPER / Paste	Cable Type:	4 Single Lemo 00 to Lemo 1 m length		
Basic calibration Block:		V1(IIW) V2(IIW)	Calibration block:	V1	
Search Unit :		Manufacturer (s):	Technique :	Contact Manual	

Angle	0	45	60	70
SL No				134/67
Dimension				.62"x.62"
Frequency				2.25 MHZ
Sensitivity				52
Ref gain				52
Range				150x3x0

Joint Sketch

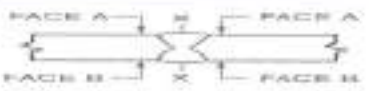

Scanning Employed From : A

Calibration sheet attached: ( ) Yes (/) No

Item/Mark No.	Joint No.	Thickness	Welder ID	% of inspection	Evaluation / mm Type	Length	Depth	Result
Vent 1	L 1(0-2.5)	22.7 mm	A.P.W.C.S	100%	.....			Acc.
	L 2(2.5-5)	22.7 mm	A.P.W.C.S	100%	.....			Acc.
	L 3(5-7.5)	22.7 mm	A.P.W.C.S	100%	.....			Acc.
	L 4(7.5-10)	22.7 mm	A.P.W.C.S	100%	.....			Acc.
	L 5(10-12.5)	22.7 mm	A.P.W.C.S	100%	.....			Acc.
	L 6(12.5-15)	22.7 mm	A.P.W.C.S	100%	.....			Acc.
	L 7(15-17.5)	22.7 mm	A.P.W.C.S	100%	.....			Acc.
	L8(17.5-20)	22.7 mm	A.P.W.C.S	100%	.....			Acc.
	L 9(20-22.5)	22.7 mm	A.P.W.C.S	100%	.....			Acc.
	L 10(22.5-25)	22.7 mm	A.P.W.C.S	100%	.....			Acc.

Remarks:- A.P.W.C.S >>>> As per welder certificate inspected is ok.

Ultrasonic Welding Map

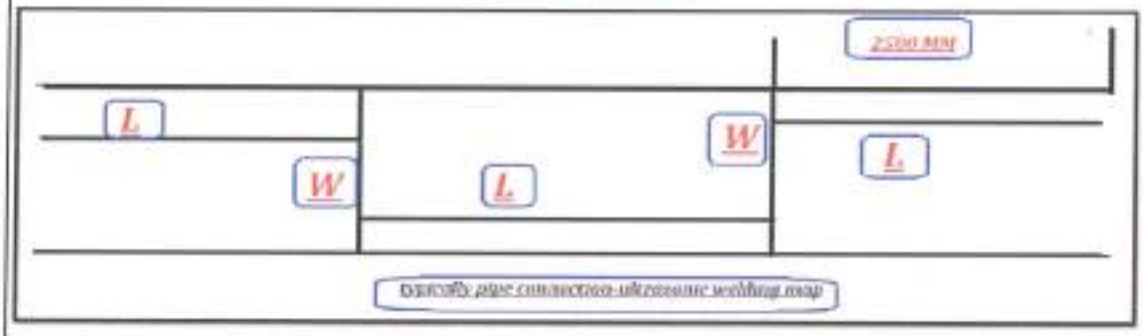

CR-Crack IP-incomplete penetration IF- Incomplete Fusion SL-Slag P-porosity
EP- Excess penetration CP- Cluster Porosity CON- Concavity
BSR- Before stress relief ASR-After stress relief

AES Inspector	Approved by	OTHER
Name:- Eng. Abd-allah Mohammed	Name:	Name:-
Level:- II	Sign:	
Date:-	Date:-	Date:-
Sign.:-	Sign.:-	Sign.:-

Eng. Abdul Dayem Ali
GM & CEO
Al-Noor Engineering Services

ULTRASONIC EXAMINATION REPORT

Project Name:	مشروع الخطوط الكهربائي السريع (الخط الشمالي - مطروح) - برج رقم (55+115)	AES Form No.	[illegible]
Owner	وزارة النقل - الهيئة العامة للطرق والكباري والنقل البري	Report No.	[illegible]
Consultant	مكتب سيسترا للاستشارات الهندسية	Date:	[illegible]
Contractor	الفاروق عمرو وعلي	Rev.	[illegible]

Drg. No :		Mark/Item no:	As Below	Joint Type:	Butt/ Fillet
Thk.	22.7 mm	Reference Procedure Specification:-	AES-UT-001	Surface Condition :	Brushed
Surface Temp:	Room Temp.	Acceptance criteria:	AWS	Heat Treatment:	[ ] PWHT [ ] ASR
Weld Process:	FCAW				

Equipment & Technique

Model:	[illegible]	SL No:	[illegible]	Manufacturer:	[illegible]
Couplant type:	Wall PAPER	Paste	Cable Type :	4 Single Lemo 00 to Lemo 1 as Length	
Basic calibration Block:			V1(IIW) V2(IIW)	Calibration block	V1
Search Unit :			Manufacture: GE	Technique :	Contact Manual

Angle	0	45	60	70
SL No				114/67
Dimension				.82"x.62"
Frequency				2.25 MHZ
Sensitivity				52
Relgain				52
Range				1594/300

Joint Sketch

Scanning Employed From : A

Calibration sheet attached: [ ] Yes [/] No

Item/Mark No.	Joint No.	Thickness	Welder ID	% of Inspection	Evaluation / mm Type	Length	Depth	Result
Vent 1	L 11(25-27.5)	22.7 mm	A.P.W.C.S	100%	.....			Acc.
	L 12(27.5-30)	22.7 mm	A.P.W.C.S	100%	.....			Acc.
	L 13(30-32.5)	22.7 mm	A.P.W.C.S	100%	.....			Acc.
	L 14(32.5-35)	22.7 mm	A.P.W.C.S	100%	.....			Acc.
	L 15(35-37.5)	22.7 mm	A.P.W.C.S	100%	.....			Acc.
	L 16(37.5-40)	22.7 mm	A.P.W.C.S	100%	.....			Acc.
	L 17(40-42.5)	22.7 mm	A.P.W.C.S	100%	.....			Acc.
	L18(42.5-45)	22.7 mm	A.P.W.C.S	100%	.....			Acc.
	L19(45-47.5)	22.7 mm	A.P.W.C.S	100%	.....			Acc.
	L 20(47.5-50)	22.7 mm	A.P.W.C.S	100%	.....			Acc.

Remarks:- A.P.W.C.S >>>> As per welder certificate supplied to us.

Ultrasonic Welding Map

CR-Crack IP-incomplete penetration IF- Incomplete Fusion SL-Slag P-porosity
EP- Excess penetration CP- Clumsy Porosity CON- Concavity
BSR- Before stress relief ASR-After stress relief

NDE Inspector	Approved by	OTHER
Name:- Eng. Abd allah Mohammed	Name:-	Name:-
Level:- II	Level:-	
Date:-	Date:-	Date:-
Sign:-	Sign:-	Sign:-

Eng. Abdel-Dayem Ali
GM & CEO
Al-Noor Engineering Services

ULTRASONIC EXAMINATION REPORT

Project Name:	مشروع القطار الكهربائي السريع (الخط السطحي خارج) - ربع ام (55+415)	AES Form No.	AES-F-006
Owner	وزارة النقل - الهيئة العامة للطرق والكباري والنقل البري	Report No.	AES-UT-[illegible]
Consultant	مكتب سيستر للاستشارات الهندسية	Date:	17/11/2021
Contractor	الفاروق عمرو وشي	Rev.	0

Drg. No.:		Mark/Item no.	As Below	Joint Type:	Butt/ Fillet	Th: 22.7 mm
Reference Procedure/Specification:			AES-UT-001	Surface Condition:	Brushed
Surface Temp:		Room Temp.		Acceptance criteria:	AWS
Heat Treatment:		( ) PWHT ( ) AIR		Weld Process:	FCAW

Equipment & Technique

Model:	[illegible]	SL No:	[illegible]	Manufacturer:	China
Couplant type:	Wall PAPER / Paste		Cable Type:	4 Single Lemo 00 to Lemo 1 in Length	
Basic calibration Block:			V1(IIW) V2(IIW)	Calibration block:	V1
Search Unit:			Manufacturer: GE	Technique:	Contact Manual
Angle	0	45	60	70	Joint Sketch
SL No				174/87	
Dimension				.62"x.62"	
Frequency				2.25 MHZ	
Sensitivity				52	
Ref gain				52	
Range				150/500	Scanning Employed From: A

Calibration sheet attached: ( ) Yes (/) No

Item/Mark No.	Joint No.	Thickness	Welder ID	% of inspection	Evaluation / mm			Result
					Type	Length	Depth	
Vent 1	L 21(50-52.5)	22.7 mm	A.P.W.C.S	100%	.....			Acc.
	L 22(52.5-55)	22.7 mm	A.P.W.C.S	100%	.....			Acc.
	L 23(55-57.5)	22.7 mm	A.P.W.C.S	100%	.....			Acc.
	L 24(57.5-60)	22.7 mm	A.P.W.C.S	100%	.....			Acc.
	L 25(60-62.5)	22.7 mm	A.P.W.C.S	100%	.....			Acc.
	L 26(62.5-65)	22.7 mm	A.P.W.C.S	100%	.....			Acc.
	L 27(65-67.5)	22.7 mm	A.P.W.C.S	100%	.....			Acc.
	L28(67.5-70)	22.7 mm	A.P.W.C.S	100%	.....			Acc.
	L29(70-72.5)	22.7 mm	A.P.W.C.S	100%	.....			Acc.
	L 30(72.5-75)	22.7 mm	A.P.W.C.S	100%	.....			Acc.

Remarks:- A.P.W.C.S >>>> As per welder certificate submitted to us.

Ultrasonic Welding Map

CR-Crack IP-Incomplete penetration IF-Incomplete Fusion SL-Slag P-porosity
EP- Excess penetration CP- Cluster Porosity CON- Concavity
BSR- Before stress relief ASR-After stress relief

NDE Inspector	Approved by	OTHER
Name: Eng. Abd allah Mohammed	Name: Eng. Abdul Dayem Ali	Name:-
Level- II	Level: GM & CEO	
Date:-	Date:- Al-Nesr Engineering Services	Date:-
Sign:-	Sign:-	Sign:-

ULTRASONIC EXAMINATION REPORT

Project Name:	مشروع الطرق الكهربائي السريع (الخط السلطة -مشروع)- برج كم (55+415)	AES Form No.	[illegible]
Owner	وزارة النقل - الهيئة العامة للطرق والكباري والنقل البري	Report No.	[illegible]
Consultant	مكتب سيستا للاستشارات الهندسية	Date:	[illegible]
Contractor	الفاروق عمرو وعلي	Rev.	0

Drg. No:		Mark/Item no:	[illegible]	Joint Type:	[illegible] Th.: 22.7 mm
Reference Procedure Specification :-		[illegible]		Surface Condition :	Brushed
Surface Temp.		Room Temp.		Acceptance criteria	AWS
Heat Treatment:		( ) BSR ( ) ASR		Weld Process:	FCAW

Equipment & Technique

Model:	[illegible]	SL No:	[illegible]	Manufacturer:	[illegible]
Couplant type:	Wall PAPER Paste		Cable Type :	4 Single Lemo 00 to Lemo 1 or Length	
Basic calibration Block:			V1(IIW) V2(IOW)	Calibration block:	V1
Search Unit :			Manufacture: CD	Technique :	Contact Manual

Angle	0	45	60	70
Sl. No.				L39/67
Dimension				62"x62"
Frequency				2.25 MHZ
Sensitivity				52
Ref gain				52
Range				150/360

Joint Sketch

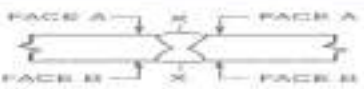

Scanning Employed From : A

Calibration sheet attached: ( ) Yes (/) No

Item/Mark No.	Joint No.	Thickness	Welder ID	% of Inspection	Evaluation / mm Type	Length	Depth	Result
Vent 1	L 31(75-77.5)	22.7 mm	A.P.W.C.S	100%	.....			Acc.
	L 32(77.5-80)	22.7 mm	A.P.W.C.S	100%	.....			Acc.
	L 33(80-82.5)	22.7 mm	A.P.W.C.S	100%	.....			Acc.
	L 34(82.5-85)	22.7 mm	A.P.W.C.S	100%	.....			Acc.
	L 35(85-87.5)	22.7 mm	A.P.W.C.S	100%	.....			Acc.
	L 36(87.5-90)	22.7 mm	A.P.W.C.S	100%	.....			Acc.
	L 37(90-92.5)	22.7 mm	A.P.W.C.S	100%	.....			Acc.
	L38(92.5-95)	22.7 mm	A.P.W.C.S	100%	.....			Acc.
	L39(95-97.5)	22.7 mm	A.P.W.C.S	100%	.....			Acc.
	L 40(97.5-100)	22.7 mm	A.P.W.C.S	100%	.....			Acc.

Remarks:- A.P.W.C.S >>>> As per welder certificate submitted to us.

Ultrasonic Welding Map



CR-Crack IP-incomplete penetration IF-Incomplete Fusion SL-Slag P-porosity
EP- Excess penetration CP- Cluster Porosity CON- Concavity
BSR- Before stress relief ASR-After stress relief

MDK Inspector	Approved by	OTHER
Name:- Eng. Abdallah Mohammed	Name:-	Name:-
Level:- II	Engr. Abdul Dayem Ali	
Date:-	Date:- GM & CEO	Date:-
Sign:-	Sign:- Al-Noor Engineering Services	Sign:-

ULTRASONIC EXAMINATION REPORT

Project Name:	مشروع القطار الكهربائي السريع (الخط الساحلي -مطروح) - برج كم (55+815)	AES Form No.	[illegible]
Owner	وزارة النقل - الهيئة العامة لطرق والكباري والنقل البري	Report No.	[illegible]
Consultant	مكتب ميسرا للاستشارات الهندسية	Date:	[illegible]
Contractor	الفاروق عمرو وعلي	Rev.	0

Drg. No :		Mark/Item no:	Antenna	Joint Type:	Butt Joint
Th:	22.7 mm	Reference Procedure Specification:-	[illegible]	Surface Condition :	Finished
Surface Temp:	Room Temp.	Acceptance criteria	AWS	Heat Treatment:	( ) BSR ( ) ASR
Weld Process	[illegible]				

Equipment & Technique

Model:	[illegible]	Sl. No-	[illegible]	Manufacturer:	[illegible]
Couplant type:	Mail PAPER / Paste	Cable Type :		4 Single Lanes 80 to Lanes 1 m Length	
Basic calibration Block:		V1 (AW) V2 (IW)		Calibration block:	V1
Search Unit :		Manufacture: GE		Technique :	Contact Manual

Angle	0	45	60	70
Sl. No				134/67
Dimension				22"X22"
Frequency				2.25 MHZ
Sensitivity				52
Ref gain				52
Range				1588/300

Joint Sketch

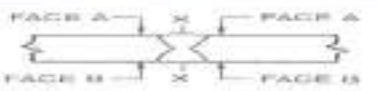

Scanning Employed from : A

Calibration sheet attached: ( ) Yes (/) No

Item/Mark No.	Joint No.	Thickness	Welder ID	% of inspection	Evaluation / mm Type	Length	Depth	Result
Vent 1	W 1(2.5)	22.7 mm	A.P.W.C.S	100%	.....			Acc.
	W2(5)	22.7 mm	A.P.W.C.S	100%	.....			Acc.
	W3(7.5)	22.7 mm	A.P.W.C.S	100%	.....			Acc.
	W4(10)	22.7 mm	A.P.W.C.S	100%	.....			Acc.
	W5(12.5)	22.7 mm	A.P.W.C.S	100%	.....			Acc.
	W6(15)	22.7 mm	A.P.W.C.S	100%	.....			Acc.
	W 7(17.5)	22.7 mm	A.P.W.C.S	100%	.....			Acc.
	W8(20)	22.7 mm	A.P.W.C.S	100%	.....			Acc.
	W9(22.5)	22.7 mm	A.P.W.C.S	100%	.....			Acc.
	W10(25)	22.7 mm	A.P.W.C.S	100%	.....			Acc.

Remarks- A.P.W.C.S >>>> As per welder certificate supplied to us

Ultrasonic Welding Map

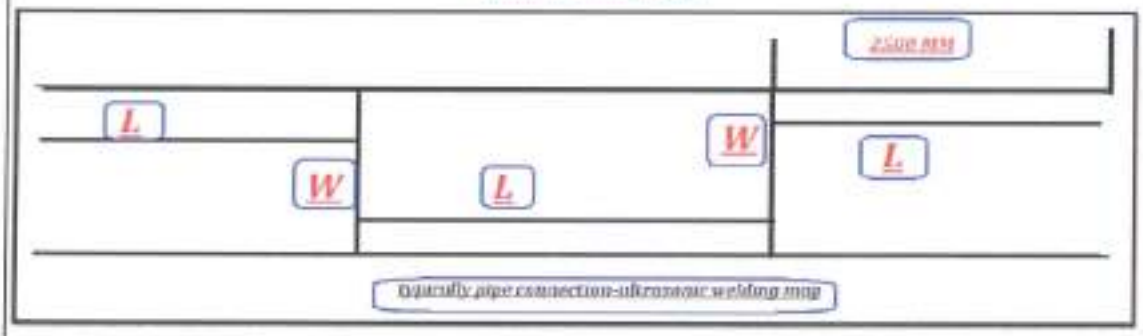

CR-Crack IP-Incomplete penetration IF- Incomplete Fusion SL-Slag P-porosity
EP- Excess penetration CP- Cluster Porosity CON- Concavity
BSR- Before stress relief ASR- After stress relief

NDE Inspector	Approved by	OTHER
Name:- Eng. Abd allah Mohammed	Name:	Name:-
Level- II	Eng. Abdel Dayem Ali CM & CEO Al-Noor Engineering Services	
Date:-	Date:	Date:-
Sign.:-	Sign.:	Sign.:-

ULTRASONIC EXAMINATION REPORT

Project Name:	مشروع القطار الكهربائي السريع (الخط السكة -مطروح) - بريج لم (55+815)	AES Form No.	[illegible]
Owner	وزارة النقل - الهيئة العامة لطرق والكباري والنقل البري	Report No.	[illegible]
Consultant	مكتب سيسترا للاستشارات الهندسية	Date:	[illegible]
Contractor	الفاروق عمرو وعلي	Rev.	0

Drg. No.:		Mark/Item no:	As below	Joint Type:	Butt/Fillet	Th.:	22.7 mm
Reference Procedure Specification:-			[illegible]	Surface Condition:		Blasted	
Surface Temp:		Room Temp.		Acceptance criteria:		AWS	
Heat Treatment:		[ ] BSR [ ] ASR		Weld Process:		FCAW	

Equipment & Technique

Model:	CTS 8005	SL No:	[illegible]	Manufacturer:	[illegible]
Couplant type:	Wall PAPER	Paste	Cable Type:	4 Single Lanes OD to Lanes 1 m Length	
Basic calibration Block:			V1(IIW) V2(IIW)	Calibration block:	V1
Search Unit:			Manufacturer: GE	Technique:	Contact Manual

Angle	0	45	60	70
SL No				134/67
Dimension				.62"x.62"
Frequency				2.25 MHz
Sensitivity				52
Ref gain				52
Range				150/340

Joint Sketch

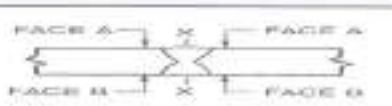

Scanning Employed From: A

Calibration sheet attached: ( ) Yes (/) No

Item/Mark No.	Joint No.	Thickness	Welder ID	% of inspection	Evaluation / mm			Result
					Type	Length	Depth	
Vent 1	W 11(27.5)	22.7 mm	A.P.W.C.S	100%	.....			Acc.
	W12(30)	22.7 mm	A.P.W.C.S	100%	.....			Acc.
	W13(32.5)	22.7 mm	A.P.W.C.S	100%	.....			Acc.
	W14(35)	22.7 mm	A.P.W.C.S	100%	.....			Acc.
	W15(37.5)	22.7 mm	A.P.W.C.S	100%	.....			Acc.
	W16(40)	22.7 mm	A.P.W.C.S	100%	.....			Acc.
	W 17(42.5)	22.7 mm	A.P.W.C.S	100%	.....			Acc.
	W18(45)	22.7 mm	A.P.W.C.S	100%	.....			Acc.
	W19(47.5)	22.7 mm	A.P.W.C.S	100%	.....			Acc.
	W120(50)	22.7 mm	A.P.W.C.S	100%	.....			Acc.

Remarks:- A.P.W.C.S >>>> As per welder certificate capetted is ok.

Ultrasonic Welding Map

CR-Crack IP-Incomplete penetration IF- Incomplete Fusion SL-Slag P-porosity
EP- Excess penetration CP- Cluster Porosity CON- Concavity
BSR- Before stress relief ASR- After stress relief

NDE Inspector	Approved by	OTHER
Name:- Eng. Abd-allah Mohammed	Name: Eng. Abdul Bayem Ali	Name:-
Level:- II	Level: GM & CEO	
Date:-	Date: Al-Nasr Engineering Services	Date:-
Sign:-	Sign:-	Sign:-

ULTRASONIC EXAMINATION REPORT

Project Name:	مشروع القطار الكهربائي السريع (العين السخنة -طرح) - برج ام (55+415)	AES Form No.	[illegible]
Owner	وزارة النقل - الهيئة العامة للطرق والكباري والنقل البري	Report No.	[illegible]
Consultant	مكتب سيسترا للاستشارات الهندسية	Date:	[illegible]
Contractor	الفاروق عمرو وعلي	Rev.	0

Drg. No :		Mark/Item no:	As below	Joint Type:	Butt/ Fillet	Th.: 22.7 mm
Reference Procedure Specification:		[illegible]		Surface Condition:	Brushed
Surface Temp:	Room Temp.		Acceptance criteria	AWS
Heat Treatment:	( ) BSR ( ) ASR		Weld Process	SMAW

Equipment & Technique

Model:	[illegible]	SL No:	[illegible]	Manufacturer:	China
Couplant type:	Wall PAPER / Paste		Cable Type:	4 Single Lemo 00 to Lemo 1 in length	
Basic calibration Block:			V1(IIW) V2(IIW)	Calibration block	V1
Search Unit :			Manufacture: GE	Technique :	Contact Manual

Angle	0	45	60	70
SL No				134/97
Dimension				.82"x.62"
Frequency				2.25 MHZ
Sensitivity				52
Ref gain				52
Range				150(in)

Joint Sketch

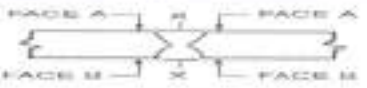

Scanning Employed From: A

Calibration sheet attached: ( ) Yes (/) No

Item/Mark No.	Joint No.	Thickness	Welder ID	% of inspection	Evaluation / mm			Result
					Type	Length	Depth	
Vent 1	W 21(52.5)	22.7 mm	A.P.W.C.S	100%	.....			Acc.
	W22(55)	22.7 mm	A.P.W.C.S	100%	.....			Acc.
	W23(57.5)	22.7 mm	A.P.W.C.S	100%	.....			Acc.
	W24(60)	22.7 mm	A.P.W.C.S	100%	.....			Acc.
	W25(62.5)	22.7 mm	A.P.W.C.S	100%	.....			Acc.
	W26(65)	22.7 mm	A.P.W.C.S	100%	.....			Acc.
	W 27(67.5)	22.7 mm	A.P.W.C.S	100%	.....			Acc.
	W28(70)	22.7 mm	A.P.W.C.S	100%	.....			Acc.
	W29(72.5)	22.7 mm	A.P.W.C.S	100%	.....			Acc.
	W30(75)	22.7 mm	A.P.W.C.S	100%	.....			Acc.

Remarks:- A.P.W.C.S >>>> As per welder certificate supplied to us.

Ultrasonic Welding Map

CR-Crack IP-incomplete penetration IF- Incomplete Fusion SL-Slag P-porosity
EP- Excess penetration CP- Cluster Porosity CON- Concavity
BSR- Before stress relief ASR-After stress relief

NDE Inspector	Approved by	OTHER
Name:- Eng. Abd allah Mohammed	Name:-	Name:-
Level:- II	Level:-	
Date:-	Date:-	Date:-
Sign:-	Sign:-	Sign:-

Eng. Abdul Dayem Ali
Al-Nour Engineering Services

ULTRASONIC EXAMINATION REPORT

Project Name:	مشروع القطار الكهربائي السريع (الخط السكة حديد) - برج ام [55+815]	AES Form No.	[illegible]
Owner	وزارة النقل - الهيئة العامة للطرق والكباري والنقل البري	Report No.	[illegible]
Consultant	مكاتب سيستر للاستشارات الهندسية	Date:	[illegible]
Contractor	الفاروق عمرو وعلي	Rev.	[illegible]

Drg. No.:		Mark/Item no:	[illegible]	Joint Type:	[illegible] Th: [illegible]
Reference Procedure Specification:		[illegible]		Surface Condition:	[illegible]
Surface Temp:	[illegible]		Acceptance criteria:	[illegible]
Heat Treatment:	( ) BSR ( ) ASR		Weld Process:	[illegible]

Equipment & Technique

Model:	[illegible]	SL No:	[illegible]	Manufacturer:	[illegible]
Couplant type:	Wall PAPER	Paste	Cable Type:	4 Single Lemo 00 to Lemo 1 in Length	
Basic calibration Block:			V1(IIW) V2(IIW)	Calibration block:	V1
Search Unit:			Manufacturer GE	Technique:	Contact Manual

Angle	[illegible]	[illegible]	[illegible]	[illegible]
SL No				126/67
Dimension				.62"x.82"
Frequency				2.25 MHz
Sensitivity				52
Ref gain				52
Range				150&300

Joint Sketch

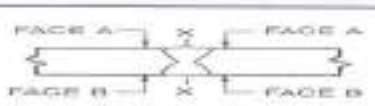

Scanning Employed From : A

Calibration sheet attached: ( ) Yes (/) No

Item/Mark No.	Joint No.	Thickness	Welder ID	% of inspection	Evaluation / mm Type	Length	Depth	Result
Vent 1	W 31(77.5)	22.7 mm	A.P.W.C.S	100%	.....			Acc.
	W32(80)	22.7 mm	A.P.W.C.S	100%	.....			Acc.
	W33(82.5)	22.7 mm	A.P.W.C.S	100%	.....			Acc.
	W34(85)	22.7 mm	A.P.W.C.S	100%	.....			Acc.
	W35(87.5)	22.7 mm	A.P.W.C.S	100%	.....			Acc.
	W36(90)	22.7 mm	A.P.W.C.S	100%	.....			Acc.
	W 37(92.5)	22.7 mm	A.P.W.C.S	100%	.....			Acc.
	W38(95)	22.7 mm	A.P.W.C.S	100%	.....			Acc.
	W39(97.5)	22.7 mm	A.P.W.C.S	100%	.....			Acc.
	W39(100)	22.7 mm	A.P.W.C.S	100%	.....			Acc.
Remarks:-	A.P.W.C.S >>>> As per welder certificate supported to us.							

Ultrasonic Welding Map

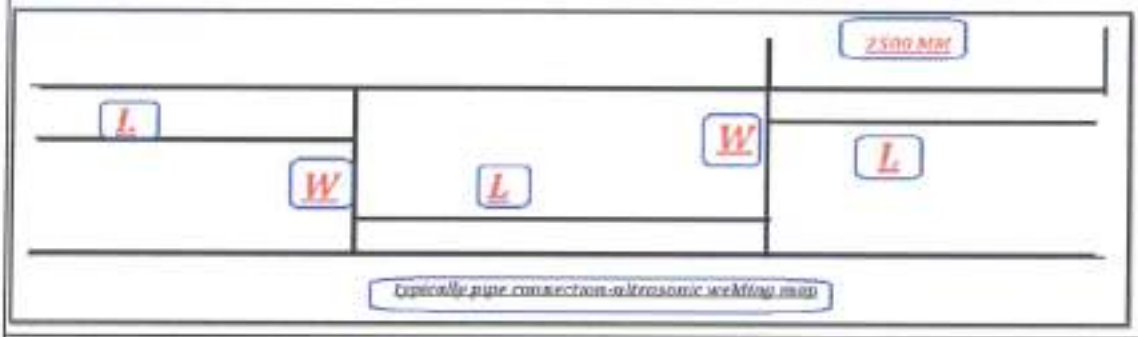

CR-Crack IP-incomplete penetration IF- Incomplete Fusion SL-Slag P-porosity
EP- Excess penetration CP- Cluster Porosity CON- Concavity
BSR- Before stress relief ASR-After stress relief

NDE Inspector	Approved by	OTHER
Name:- Eng. Abd allah Mohammed	Name:-	Name:-
Level:- II	Level:-	
Date:-	Date:-	Date:-
Sign:-	Sign:-	Sign:-

Eng. Abdallah Mohammed
Al-Noor Engineering Services

ULTRASONIC EXAMINATION REPORT

Project Name:	مشروع القطار الكهربائي السريع (الممر الشمالي -مطروح) - مربع لم (SS+415)	AES Form No.	AES-F-006
Owner	وزارة النقل - الهيئة العامة لطرق والكباري والنقل البري	Report No.	AES-UT-019
Consultant	مكتب سيستر للاستشارات الهندسية	Date:	4/8/2024
Contractor	الفاروق صبري وعلي	Rev.	0

Drg. No.:		Mark/Item no:	Vent 1	Joint Type:	Butt Edge
Thk:	22.7 mm	Reference Procedure Specification:-	AES-WPS-001	Surface Condition:	Brushed
Surface Temp:	Room Temp.	Acceptance criteria:	AWS	Heat Treatment:	[ ] BSR [ ] ASR
Weld Process:	SMAW				

Equipment & Technique

Model:	CTS-9005	SL No:	5410401120014	Manufacturer:	China
Couplant type	Wall PAPER / Paste	Cable Type:	4 Single Lemo 00 to Lemo 1 as Length		
Basic calibration Block:	V1(IIW) V2(IIW)	Calibration block:	V1		
Search Unit:		Manufacturer: GE	Technique:	Contact Manual	

Angle	0	45	60	70
SL No				134/67
Dimension				8.2"x.62"
Frequency				2.25 MHz
Sensitivity				52
Ref gain				52
Range				1500/360

Joint Sketch

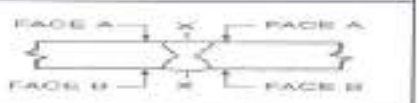

Scanning Displayed From: A

Calibration sheet attached:- [ ] Yes [/] No

Item/Mark No.	Joint No.	Thickness	Welder ID	% of Inspection	Evaluation / mm Type	Length	Depth	Result
Vent 1	L 41(100-102.5)	22.7 mm	A.P.W.C.S	100%	.....			Acc.
	L 42(102.5-105)	22.7 mm	A.P.W.C.S	100%	.....			Acc.
	L 43(105-107.5)	22.7 mm	A.P.W.C.S	100%	.....			Acc.
	L 44(107.5-110)	22.7 mm	A.P.W.C.S	100%	.....			Acc.
	L 45(110-112.5)	22.7 mm	A.P.W.C.S	100%	.....			Acc.
	L 46(112.5-115)	22.7 mm	A.P.W.C.S	100%	.....			Acc.
	L 47(115-117.5)	22.7 mm	A.P.W.C.S	100%	.....			Acc.
	L48(117.5-120)	22.7 mm	A.P.W.C.S	100%	.....			Acc.
	L49(120-122.5)	22.7 mm	A.P.W.C.S	100%	.....			Acc.
	L 50(122.5-125)	22.7 mm	A.P.W.C.S	100%	.....			Acc.

Remarks:- A.P.W.C.S ==== As per welder certificate reported to us.

Ultrasonic Welding Map

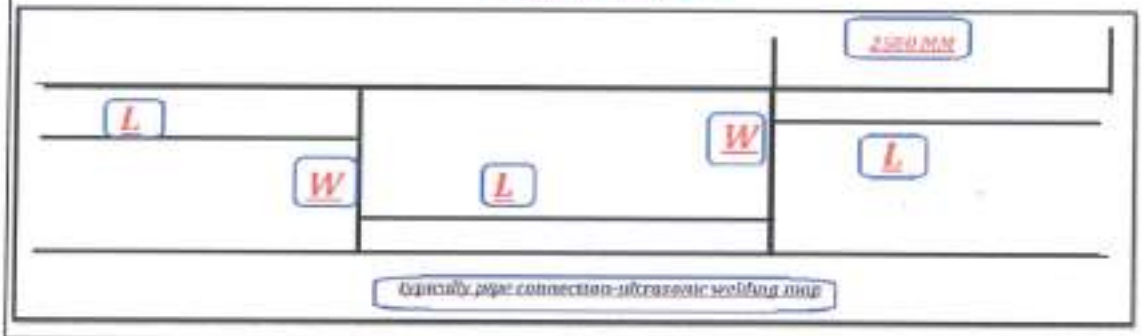

CR-Crack IP-incomplete penetration IF-Incomplete Fusion SL-Slag P-porosity
EP-Excess penetration CP-Cluster Porosity CON-Concavity
BSR-Before stress relief ASR-After stress relief

MDE Inspector	Approved by	OTHER
Name:- Eng. Abd allah Mohammed	Name:	Name:-
Level:- II	Level:-	
Date:-	Date:	Date:
Sign:-	Sign:-	Sign:-

Eng. Abdul Dayem Ali
GM & CEO
Al-Nour Engineering Services

ULTRASONIC EXAMINATION REPORT

Project Name:	مشروع القطار الكهربائي السريع (الخط الساحلي -مطروح) - بريج ام (55+415)	AES Form No.	[illegible]
Owner	وزارة النقل - الهيئة العامة للطرق والكباري والنقل البري	Report No.	[illegible]
Consultant	مكتب سيستراا للاستشارات الهندسية	Date:	[illegible]
Contractor	الفاروق عمر وعلي	Rev.	[illegible]

Drg. No:		Mark/Item no:	[illegible]	Joint Type:	Butt/Fillet Th: 22.7 mm
Reference Procedure Specification:		[illegible]		Surface Condition:	Brushed
Surface Temp:		Room Temp.		Acceptance criteria:	AWS
Heat Treatment:		(/)PWHT ( ) ASR		Weld Process:	[illegible]

Equipment & Technique

Model:	[illegible]	Sl. No:	[illegible]	Manufacturer:	China
Couplant type:	Wall PAPER / Paste		Cable Type:	4 Single Lemo 00 to Lemo 1 m Length	
Basic calibration Block:			V1(IIW) V2(IIW)	Calibration block:	V1
Search Unit:			Manufacturer: GB	Technique:	Contact Manual

Angle	0	45	60	70
Sl. No				134/67
Dimension				.82"x.62"
Frequency				2.25 MHZ
Sensitivity				52
Ref gain				52
Range				150x300

Joint Sketch

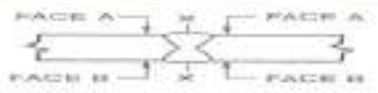

Scanning Employed: Trans : A

Calibration sheet attached: ( ) Yes (/) No

Item/Mark No.	Joint No.	Thickness	Welder ID	% of inspection	Evaluation / mm Type	Length	Depth	Result
Vent 1	L51(125-127.5)	22.7 mm	A.P.W.C.S	100%	.....			Acc.
	L 52(127.5-130)	22.7 mm	A.P.W.C.S	100%	.....			Acc.
	L 53(130-132.5)	22.7 mm	A.P.W.C.S	100%	.....			Acc.
	L 54(132.5-135)	22.7 mm	A.P.W.C.S	100%	.....			Acc.
	L 55(135-137.5)	22.7 mm	A.P.W.C.S	100%	.....			Acc.
	L 56(137.5-140)	22.7 mm	A.P.W.C.S	100%	.....			Acc.
	L 57(140-142.5)	22.7 mm	A.P.W.C.S	100%	.....			Acc.
	L58(142.5-145)	22.7 mm	A.P.W.C.S	100%	.....			Acc.
	L59(145-147.5)	22.7 mm	A.P.W.C.S	100%	.....			Acc.
	L 60(147.5-150)	22.7 mm	A.P.W.C.S	100%	.....			Acc.

Remarks:- A.P.W.C.S >>>> As per welder certificate submitted to us.

Ultrasonic Welding Map

CR-Crack IP-incomplete penetration IF- Incomplete Fusion SL-Slag P-porosity
EP- Excess penetration CP- Cluster Porosity CON- Concavity
BSR- Before stress relief ASR-After stress relief

NDE Inspector	Approved by	OTHER
Name:- Eng. Aid allah Mohammad	Name: Eng. Abdul Dayem Ali	Name:-
Level:- II	Level: CM & CEO	
Date:-	Date: Al-Nour Engineering Services	Date:-
Sign:-	Sign:	Sign:-

ULTRASONIC EXAMINATION REPORT

Project Name:	مشروع القطار الكهربائي السريع (الخط المعلق -مطروح) - بريج ام (55+415)	AES Form No.	[illegible]
Owner	وزارة النقل - الهيئة العامة للطرق والقناري والنقل البري	Report No.	[illegible]
Consultant	مكتب سيسترا للاستشارات الهندسية	Date:	[illegible]
Contractor	القاروق عمرو وعلي	Rev.	[illegible]

Drg. No :		Mark/Item no:	[illegible]	Joint Type:	[illegible]
Thi:	22.7 mm	Reference Procedure Specification:	[illegible]	Surface Condition:	Brushed
Surface Temp	Room Temp	Acceptance criteria:	AWS	Heat Treatment:	( ) BSR ( ) ASR
Weld Process:	FCAW				

Equipment & Technique

Model:	[illegible]	SL No:	[illegible]	Manufacturer:	[illegible]
Couplant type:	Wall PAPER / Paste	Cable Type:		4 Single Lines 80 to Lemo 1 in Length	
Basic calibration Block:		V1(IW) V2(IIW)		Calibration block:	V1
Search Unit :		Manufacturer: GE		Technique :	Contact Manual

Angle	0	45	60	70
SL No				134/67
Dimension				.62"x.62"
Frequency				2.25 MHZ
Sensitivity				52
Ref gain				52
Range				150x300

Joint Sketch

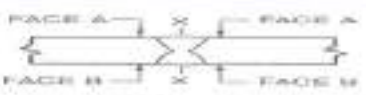

Scanning Employed From: A

Calibration sheet attached: ( ) Yes (/) No

Item/Mark No.	Joint No.	Thickness	Welder ID	% of Inspection	Evaluation / mm Type	Length	Depth	Result
Vent 1	W 41(102.5)	22.7 mm	A.P.W.C.S	100%	.....			Acc.
	W42(105)	22.7 mm	A.P.W.C.S	100%	.....			Acc.
	W43(107.5)	22.7 mm	A.P.W.C.S	100%	.....			Acc.
	W44(110)	22.7 mm	A.P.W.C.S	100%	.....			Acc.
	W45(112.5)	22.7 mm	A.P.W.C.S	100%	.....			Acc.
	W46(115)	22.7 mm	A.P.W.C.S	100%	.....			Acc.
	W 47(117.5)	22.7 mm	A.P.W.C.S	100%	.....			Acc.
	W48(120)	22.7 mm	A.P.W.C.S	100%	.....			Acc.
	W49(122.5)	22.7 mm	A.P.W.C.S	100%	.....			Acc.
	W50(125)	22.7 mm	A.P.W.C.S	100%	.....			Acc.

Remarks:- A.P.W.C.S >>>> As per welder certificate reported to us.

Ultrasonic Welding Map

CR-Crack IP-incomplete penetration IF- Incomplete Fusion SL-Slag P-porosity
EP- Excess penetration CP- Cluster Porosity CON- Concavity
BSR- Before stress relief ASR- After stress relief

NDE Inspector	Approved by	OTHER
Name:- Eng. Abd-allah Mohammed	Name:	Name:-
Level:- II	Level:	
Date:-	Date:	Date:-
Sign:-	Sign:	Sign:-

Eng. Abdel Sattar Ali
Civil & Geo
Al-Nasr Engineering Services

ULTRASONIC EXAMINATION REPORT

Project Name:	مشروع القطار الكهربائي السريع (الخط السطحي -مطروح) - برج ام (55+415)	AES Form No.	[illegible]
Owner	وزارة النقل - الهيئة العامة للطرق والكباري والنقل البري	Report No.	[illegible]
Consultant	مكتب سيسترا للاستشارات الهندسية	Date:	[illegible]
Contractor	الفاروق عمرو وعلي	Rev.	[illegible]

Drg. No :		Mark/Item no:	[illegible]	Joint Type:	[illegible] Th.: [illegible]
Reference Procedure Specification:-		[illegible]	Surface Condition :	[illegible]	
Surface Temp	[illegible]	Acceptance criteria:	AWS		
Heat Treatment:	(/)BSR ( ) ASR	Weld Process:	[illegible]		

Equipment & Technique

Model:	[illegible]	Sl. No:	[illegible]	Manufacturer:	[illegible]
Couplant type:	Wall Paper	Paste	Cable Type :	4 Single Lanes 00 to Lanes 1 in Length	
Basic calibration Block:			V1(IIW) V2(IIW)	Calibration block:	V1
Search Unit :			Manufacturer: GE	Technique :	Contact Manual

Angle	[illegible]	45	60	70
Sl. No				134/67
Dimension				.62"x.82"
Frequency				2.25 MHz
Sensitivity				52
Ref pnt				52
Range				150/300

Joint Sketch

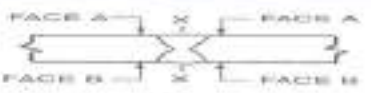

Scanning Employed from : A

Calibration sheet attached: ( ) Yes (/) No

Item/Mark No.	Joint No.	Thickness	Welder ID	% of inspection	Evaluation / mm			Result
					Type	Length	Depth	
Vent 1	W 51(127.5)	22.7 mm	A.P.W.C.S	100%	.....			Acc.
	W52(130)	22.7 mm	A.P.W.C.S	100%	.....			Acc.
	W53(132.5)	22.7 mm	A.P.W.C.S	100%	.....			Acc.
	W54(135)	22.7 mm	A.P.W.C.S	100%	.....			Acc.
	W55(137.5)	22.7 mm	A.P.W.C.S	100%	.....			Acc.
	W56(140)	22.7 mm	A.P.W.C.S	100%	.....			Acc.
	W 57(142.5)	22.7 mm	A.P.W.C.S	100%	.....			Acc.
	W58(145)	22.7 mm	A.P.W.C.S	100%	.....			Acc.
	W59(147.5)	22.7 mm	A.P.W.C.S	100%	.....			Acc.

Remarks:- A.P.W.C.S >>>> As per welder certificate repetted to us.

Ultrasonic Welding Map

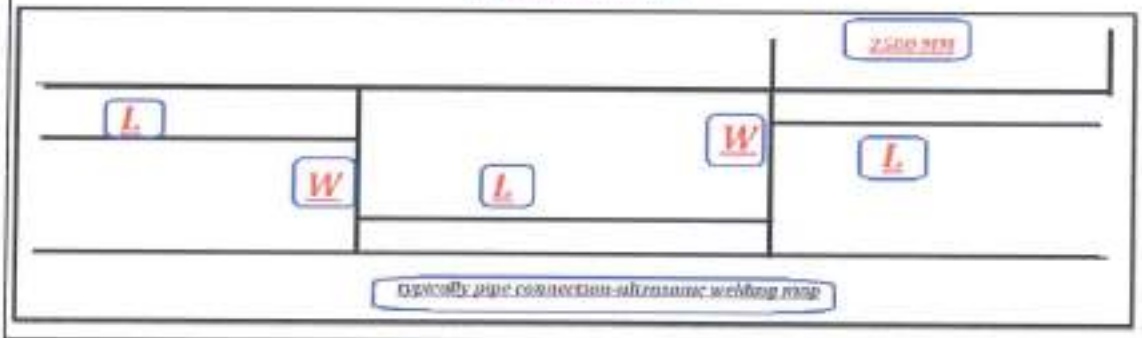

CR-Crack IP-incomplete penetration IF-Incomplete Fusion SL-Slag P-porosity
EP- Excess penetration CP- Cluster Porosity CON- Concavity
BSR- Before stress relief ASR-After stress relief

NDE Inspector	Approved by	OTHER
Name:- Eng. Abd allah Mohammed	Name:- Fouad Bayem Ali	Name:-
Level:- II	Level:-	
Date:-	Date:-	Date:-
Sign:-	Sign:-	Sign:-

Al-Noor Engineering Services

Al-Noor Engineering services
Al-Noor Engineering Services
DT, NDT and Supervision Engineering
Eng./ Abdul dayem Ali

Al-Noor Engineering services
النور للخدمات الهندسية
للإختبارات الإتلافية والغير إتلافية والإشراف الهندسي
مهندس /عبدالدايم علي

TEST REPORTS

FOR VENT NO.2

Project Name:

مشروع القطار الكهربائي السريع (العين السخنة -مطروح)- بربخ كم (55+415)

Client:

وزارة النقل - الهيئة العامة للطرق والكباري والنقل البري

Consultant:

مكتب سيسترا للإستشارات الهندسية

Contractor:

شركة الفاروق عمرو وعلي

AES ENGINERING SERVICES
النور للخدمات الهندسية
Giza, El-Haram St. , El-3areesh St. , Building No. 16 , Floor 15
الجيزه - شارع الهرم -شارع العريش -عماره رقم 16 -الدور الثامن -شقه رقم 15
Mob. : (+2)01015130467 - (+2)01205666820
Email: aes.alnoor@gmail.com , Abdou_ali2011@yahoo.com

ULTRASONIC EXAMINATION REPORT

Project Name:	مشروع القطار الكهربائي السريع (العين السخنة -مطروح) - مربع كم (55+415)	AES Form No.	AES-F-006
Owner	وزارة النقل - الهيئة العامة للطرق والكباري والنقل البري	Report No.	AES-UT-001
Consultant	مكتب ميسترا للاستشارات الهندسية	Date:	17/11/2013
Contractor	الفاروق عمرو وطني	Rev.	0

Dwg. No.:		Mark/Item no:	As below	Joint Type:	Butt/Fillet — Th.: 22.7 mm
Reference Procedure Specification:-		AES-UT-001	Surface Condition :	Brushed	
Surface Temp:	Room Temp	Acceptance criteria:	AWS		
Heat Treatment:	( ) PWH ( ) ASR	Weld Process:	FCAW		

Equipment & Technique

Model:	CTS 100	Sl. No:	54200112348	Manufacturer:	China
Couplant type:	Wall PAPER / Paste	Cable Type :	4 Single Lemo 00 to Lemo 1 in Length		
Basic calibration Block:		V1(IIW) V2(EW)	Calibration block:	V1	
Search Unit :		Manufacture: GE	Technique :	Contact Manual	

Angle	0	45	60	70
Sl. No				C34/67
Dimension				0.2"x.0.2"
Frequency				2.25 MHZ
Sensitivity				52
Ref gain				52
Range				150/350

Joint Sketch

Scanning Employed From: A

Calibration sheet attached: ( ) Yes (/) No

Item/Mark No.	Joint No.	Thickness	Welder ID	% of inspection	Evaluation / mm Type	Length	Depth	Result
Vent 2	L 1(0-2.5)	22.7 mm	A.P.W.C.S	100%	.....			Acc.
	L 2(2.5-5)	22.7 mm	A.P.W.C.S	100%	.....			Acc.
	L 3(5-7.5)	22.7 mm	A.P.W.C.S	100%	.....			Acc.
	L 4(7.5-10)	22.7 mm	A.P.W.C.S	100%	.....			Acc.
	L 5(10-12.5)	22.7 mm	A.P.W.C.S	100%	.....			Acc.
	L 6(12.5-15)	22.7 mm	A.P.W.C.S	100%	.....			Acc.
	L 7(15-17.5)	22.7 mm	A.P.W.C.S	100%	.....			Acc.
	L8(17.5-20)	22.7 mm	A.P.W.C.S	100%	.....			Acc.
	L 9(20-22.5)	22.7 mm	A.P.W.C.S	100%	.....			Acc.
	L 10(22.5-25)	22.7 mm	A.P.W.C.S	100%	.....			Acc.

Remarks:- A.P.W.C.S >>>> As per welder certificate submitted to us.

Ultrasonic Welding Map

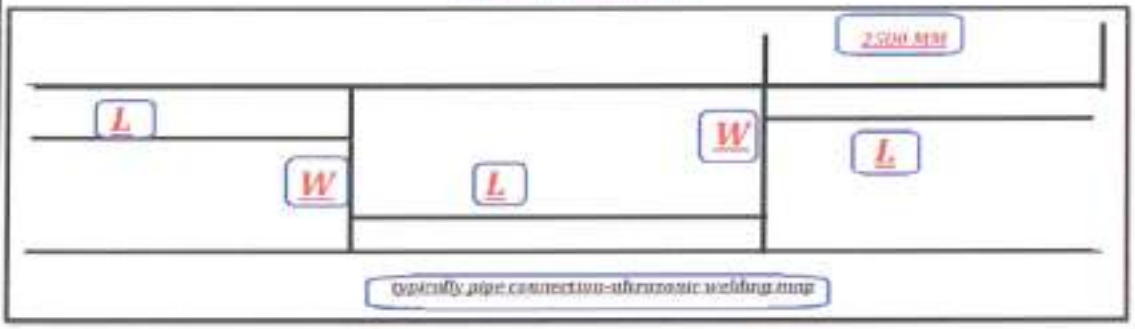

CR-Crack IP-incomplete penetration IF- Incomplete Fusion SL-Slag P-porosity
EP- Excess penetration CP- Cluster Porosity CON- Concavity
BSR- Before stress relief ASR-After stress relief

ABE Inspector	Approved by	OTHER
Name:- Eng. Abd allah Mohammed	Name:	Name:-
Level:- II	Level:	
Date:-	Date:-	Date:-
Sign.:-	Sign.:-	Sign.:-

Eng. Abdul Dayem Ali
GM & CEO
Al-Noor Engineering Services

ULTRASONIC EXAMINATION REPORT

Project Name:	مشروع القطار الكهربائي السريع (الخط السكة مطروح) - برج العرب (55+415)	AES Form No.	AES-F-006
Owner	وزارة النقل - الهيئة العامة للطرق والكباري والنقل البري	Report No.	AES-UT-002
Consultant	مكتب ميشرا للاستشارات الهندسية	Date:	17/11/2023
Contractor	الفاروق عمرو وعلي	Rev.	0

Drg. No.:		Mark/Item no:	As below	Joint Type:	Butt/ Fillet	Th.:	22.7 mm
Reference Procedure Specification:		AES-UT-001		Surface Condition:		Ground	
Surface Temp:		Room Temp		Acceptance criteria:		AWS	
Heat Treatment:		[ ] BSR [ ] ASR		Weld Process:		FCAW	

Equipment & Technique

Model:	[illegible]	SL No:	[illegible]	Manufacturer:	China
Couplant type:	Wall PAPER	Paste:	Cable Type:	4 Single Lemo 00 to Lemo 1 as Length	
Basic calibration Block:			V1(IIW) V2(IIW)	Calibration block:	V1
Search Unit:			Manufacturer (2):	Technique:	Contact Manual
Angle	0	45	60	70	Joint Sketch
SL No				334/67	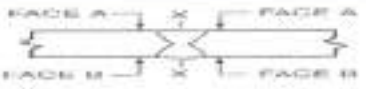
Dimension				.82"x.62"	
Frequency				2.25 MHZ	
Sensitivity				52	
Ref gain				52	
Range				100/500	Scanning Employed: From : A

Calibration sheet attached: [ ] Yes [/] No

Area/Mark No.	Joint No.	Thickness	Welder ID	% of inspection	Evaluation / mm			Result
					Type	Length	Depth	
Vent 2	L 11(25-27.5)	22.7 mm	A.P.W.C.S	100%	.....			Acc.
	L 12(27.5-30)	22.7 mm	A.P.W.C.S	100%	.....			Acc.
	L 13(30-32.5)	22.7 mm	A.P.W.C.S	100%	.....			Acc.
	L 14(32.5-35)	22.7 mm	A.P.W.C.S	100%	.....			Acc.
	L 15(35-37.5)	22.7 mm	A.P.W.C.S	100%	.....			Acc.
	L 16(37.5-40)	22.7 mm	A.P.W.C.S	100%	.....			Acc.
	L 17(40-42.5)	22.7 mm	A.P.W.C.S	100%	.....			Acc.
	L18(42.5-45)	22.7 mm	A.P.W.C.S	100%	.....			Acc.
	L19(45-47.5)	22.7 mm	A.P.W.C.S	100%	.....			Acc.
	L 20(47.5-50)	22.7 mm	A.P.W.C.S	100%	.....			Acc.

Remarks:- A.P.W.C.S >>>> As per welder certificate submitted to us.

Ultrasonic Welding Map

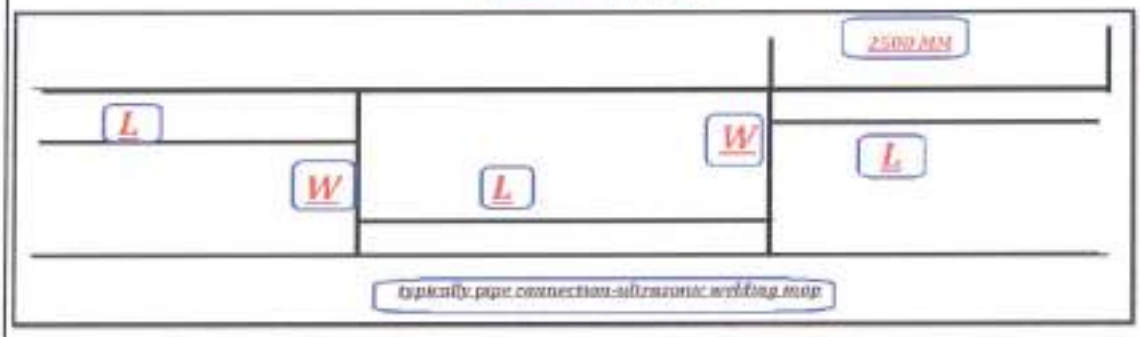

CR-Crack IP-incomplete penetration IF-Incomplete Fusion SL-Slag P-porosity
EP- Excess penetration CP- Cluster Porosity CON- Concavity
BSR- Before stress relief ASR-After stress relief

NDE Inspector	Approved by	OTHER
Name:- Eng. Abd allah Mohammed	Name:-	Name:-
Level:- II	Level:	
Date:-	Date:-	Date:-
Sign.:-	Sign.:-	Sign.:-

Eng. Abdul Dayem Ali
Civil & GRP
Al-Noor Engineering Services

ULTRASONIC EXAMINATION REPORT

Project Name:	مشروع الطرق للتوريدي السريع (لمعن لسلطنة مطروح إ- بريع ثم (35+415)	AES Form No.	[illegible]
Owner	وزارة النقل - الهيئة العامة للطرق والكباري والنقل البري	Report No.	[illegible]
Consultant	مكتب ميسترا للاستشارات الهندسية	Date:	[illegible]
Contractor	الفاروق عمرو وطني	Rev.	0

Drg. No :		Mark/Item no:	[illegible]	Joint Type:	[illegible] Th.: 22.7 mm
Reference Procedure Specification:-		[illegible]		Surface Condition :	Brushed
Surface Temp:		[illegible]		Acceptance criteria:	AWS
Heat Treatment:		( ) BSR ( ) ASR		Weld Process:	[illegible]

Equipment & Technique

Model:	[illegible]	SL No:	[illegible]	Manufacturer:	China
Couplant type:	Wall PAPER	Paste	Cable Type :	6 Single Lemo 00 to Lemo 1 m Length	
Basic calibration Block:			V1(IIW) V2(ISO)	Calibration block:	V1
Search Unit :			Manufacture: GE	Technique :	Contact Manual

Angle	0	45	60	70
SL No				134/67
Dimension				8.5"x8.5"
Frequency				2.25 MHZ
Sensitivity				52
Ref gain				52
Range				250MM

Joint Sketch

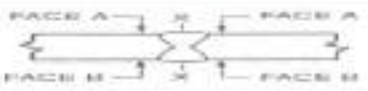

Scanning Employed From : A

Calibration sheet attached: ( ) Yes (/) No

Item/Mark No.	Joint No.	Thickness	Welder ID	% of inspection	Evaluation / mm Type	Length	Depth	Result
Vent 2	L 21(50-52.5)	22.7 mm	A.P.W.C.S	100%	.....			Acc.
	L 22(52.5-55)	22.7 mm	A.P.W.C.S	100%	.....			Acc.
	L 23(55-57.5)	22.7 mm	A.P.W.C.S	100%	.....			Acc.
	L 24(57.5-60)	22.7 mm	A.P.W.C.S	100%	.....			Acc.
	L 25(60-62.5)	22.7 mm	A.P.W.C.S	100%	.....			Acc.
	L 26(62.5-65)	22.7 mm	A.P.W.C.S	100%	.....			Acc.
	L 27(65-67.5)	22.7 mm	A.P.W.C.S	100%	.....			Acc.
	L28(67.5-70)	22.7 mm	A.P.W.C.S	100%	.....			Acc.
	L29(70-72.5)	22.7 mm	A.P.W.C.S	100%	.....			Acc.
	L 30(72.5-75)	22.7 mm	A.P.W.C.S	100%	.....			Acc.
Remarks:-		A.P.W.C.S >>>> As per welder certificate submitted to us.						

Ultrasonic Welding Map

CR-Crack IP-incomplete penetration IF-Incomplete Fusion SL-Slag P-porosity
EP- Excess penetration CP- Cluster Porosity CON- Concavity
BSR- Before stress relief ASR-After stress relief

NDE Inspector	Approved by	OTHER
Name:- Eng. Abd allah Mohammed	Name:	Name:-
Level:- II	Sign:	
Date:-	Date:-	Date:-
Sign:-	Sign:	Sign:-

Eng. Abdul Rayom Ali
01.6.023
Al-Noor Engineering Services

ULTRASONIC EXAMINATION REPORT

Project Name:	مشروع القطار الكهربائي السريع [الخط السطحي -مفروح] - برج أم (55+415)	AES Form No.	[illegible]
Owner	وزارة النقل - الهيئة العامة للطرق والكباري والنقل البري	Report No.	[illegible]
Consultant	مكتب سيستراا للاستشارات الهندسية	Date:	17/11/2023
Contractor	الطريق عمرو وعلي	Rev.	0

Drg. No.:		Mark/Item no:	[illegible]	Joint Type:	Butt/ Fillet / Th.: 22.7 mm
Reference Procedure /Specification:		[illegible]		Surface Condition:	Brushed
Surface Temp:		Room Temp.		Acceptance criteria	AWS
Heat Treatment:		(/) BSR ( ) ASR		Weld Process:	FCAW

Equipment & Technique

Model:	CTS-[illegible]	SL No:	[illegible]	Manufacturer:	Olympus
Couplant type:	Wall PAPER / Paste		Cable Type:	4 Single Lemo 00 to Lemo 1 in Length	
Basic calibration Block:			F1(IIW) F2(IIW)	Calibration block:	V1
Search Unit:			Manufacturer (3)	Technique:	Contact Manual

Angle	0	45	60	70
SL No				334/67
Dimension				.62"x.62"
Frequency				2.25 MHz
Sensitivity				52
Ref gain				52
Range				150x3x2

Joint Sketch

Scanning Employed From : A

Calibration sheet attached: ( ) Yes (/) No

Item/Mark No.	Joint No.	Thickness	Welder ID	% of inspection	Evaluation / mm Type	Length	Depth	Result
Vent 2	L 31(75-77.5)	22.7 mm	A.P.W.C.S	100%	.....			Acc.
	L 32(77.5-80)	22.7 mm	A.P.W.C.S	100%	.....			Acc.
	L 33(80-82.5)	22.7 mm	A.P.W.C.S	100%	.....			Acc.
	L 34(82.5-85)	22.7 mm	A.P.W.C.S	100%	.....			Acc.
	L 35(85-87.5)	22.7 mm	A.P.W.C.S	100%	.....			Acc.
	L 36(87.5-90)	22.7 mm	A.P.W.C.S	100%	.....			Acc.
	L 37(90-92.5)	22.7 mm	A.P.W.C.S	100%	.....			Acc.
	L38(92.5-95)	22.7 mm	A.P.W.C.S	100%	.....			Acc.
	L39(95-97.5)	22.7 mm	A.P.W.C.S	100%	.....			Acc.
	L 40(97.5-100)	22.7 mm	A.P.W.C.S	100%	.....			Acc.

Remarks:- A.P.W.C.S ==== As per welder certificate signatured to us.

Ultrasonic Welding Map

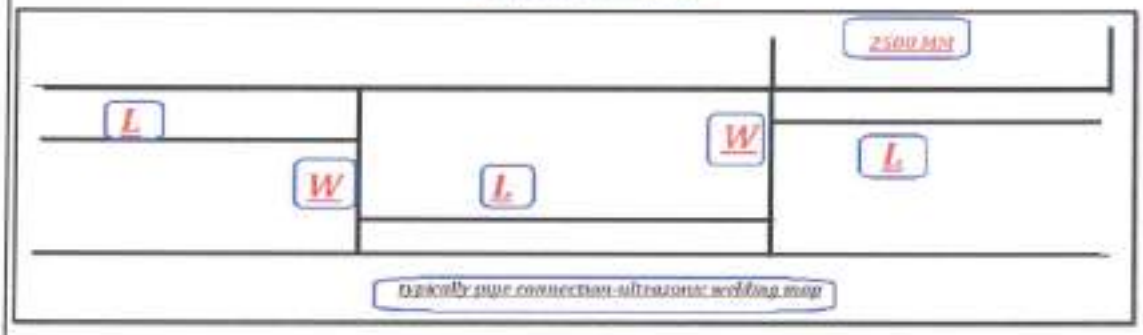

CR-Crack IP-incomplete penetration IF-Incomplete Fusion SL-Slag P-porosity
EP-Excess penetration CP-Cluster Porosity CON-Concavity
BSR-Before stress relief ASR-After stress relief

NDE Inspector	Approved by	OTHER
Name:- Eng. Abd allah Mohammed	Name:-	Name:-
Level:- II	Level:-	
Date:-	Date:-	Date:-
Sign:-	Sign:-	Sign:-

Eng. Abdul Rahman [illegible]
Gen. Sup. [illegible]
Al Noor Engineering Services

ULTRASONIC EXAMINATION REPORT

Project Name:	مشروع القطار الكهربائي السريع (العين السخنة - مطروح) - بريج رقم (55+415)	AES Form No.	[illegible]
Owner	وزارة النقل - الهيئة العامة لطرق و الكباري والنقل البري	Report No.	[illegible]
Consultant	مكتب سيستر للاستشارات الهندسية	Date:	[illegible]
Contractor	الكاريك عمرو وطني	Rev.	0

Drg. No:		Mark/Item no:	As below	Joint Type:	Butt/ Fillet
Thk.	22.7 mm	Reference Procedure Specification:-	[illegible]	Surface Condition:	Grinded
Surface Temp:	Room Temp.	Acceptance criteria:	AWS	Heat Treatment:	[ ] BSR [ ] ASR
Weld Process:	FCAW				

Equipment & Technique

Model:	CEL 900	Sl. No:	[illegible]	Manufacturer:	China
Couplant type:	Wall PAPER	Paste	Cable Type:	4 Single Lemo 00 to Lemo 1 m Length	
Basic calibration Block:			V1(IIW) V2(IIW)	Calibration Block:	V1
Search Unit:			Manufacturer: (3)	Technique:	Contact Manual

Angle	0	45	60	70
Sl. No				134/67
Dimension				.62"x.62"
Frequency				2.25 MHZ
Sensitivity				52
Ref gain				52
Range				1500/360

Joint Sketch

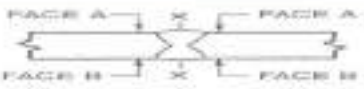

Scanning Employed From: A

Calibration sheet attached: [ ] Yes [/] No

Item/Mark No.	Joint No.	Thickness	Welder ID	% of inspection	Evaluation / mm Type	Length	Depth	Result
Vent 2	L 41(100-102.5)	22.7 mm	A.P.W.C.S	100%	.....			Acc.
	L 42(102.5-105)	22.7 mm	A.P.W.C.S	100%	.....			Acc.
	L 43(105-107.5)	22.7 mm	A.P.W.C.S	100%	.....			Acc.
	L 44(107.5-110)	22.7 mm	A.P.W.C.S	100%	.....			Acc.
	L 45(110-112.5)	22.7 mm	A.P.W.C.S	100%	.....			Acc.
	L 46(112.5-115)	22.7 mm	A.P.W.C.S	100%	.....			Acc.
	L 47(115-117.5)	22.7 mm	A.P.W.C.S	100%	.....			Acc.
	L48(117.5-120)	22.7 mm	A.P.W.C.S	100%	.....			Acc.
	L49(120-122.5)	22.7 mm	A.P.W.C.S	100%	.....			Acc.
	L 50(122.5-125)	22.7 mm	A.P.W.C.S	100%	.....			Acc.

Remarks:- A.P.W.C.S ==== As per welder certificate signed from us.

Ultrasonic Welding Map

CR-Crack IP-incomplete penetration IF- Incomplete Fusion SL-Slag P-porosity
EP- Excess penetration CP- Cluster Porosity CON- Concavity
BSR- Before stress relief ASR-After stress relief

NDE Inspector	Approved by	OTHER
Name:- Eng. Abd allah Mohammed	Name:-	Name:-
Level:- II	Level:-	
Date:-	Date:-	Date:-
Sign:-	Sign:-	Sign:-

ULTRASONIC EXAMINATION REPORT

Project Name:	مشروع القطار الكهربائي السريع (الخط الستة -مطروح) :- بريع الم (55+815)	AES Form No.	[illegible]
Owner	وزارة النقل - الهيئة العامة للطرق والكباري والنقل البري	Report No.	[illegible]
Consultant	مكتب سيسترا للاستشارات الهندسية	Date:	[illegible]
Contractor	الفاروق محرو وطي	Rev.	[illegible]

Dwg. No.:		Mark/Item no:	[illegible]	Joint Type:	[illegible]	Th:	22.7 mm
Reference Procedure Specification:-			[illegible]	Surface Condition:			[illegible]
Surface Temp:		[illegible]		Acceptance criteria:			[illegible]
Heat Treatment:		( ) BSR ( ) ASR		Weld Process:			[illegible]

Equipment & Technique

Model:	[illegible]	SL No:	[illegible]	Manufacturer:	[illegible]
Couplant type:	Wall PAPER / Paste		Cable Type:	4 Single Lemo 00 to Lemo 1 in Length	
Basic calibration Block:			V1(EW) V2(EM)	Calibration block:	V1
Search Unit:			Manufacture: GE	Technique:	Contact Manual

Angle	0	45	60	70
SL No				134/67
Dimension				.02"x.02"
Frequency				2.25 MHZ
Sensitivity				52
Ref gain				52
Range				1166.360

Joint Sketch

Scanning Employed From: A

Calibration sheet attached: ( ) Yes (/) No

Item/Mark No.	Joint No.	Thickness	Welder ID	% of inspection	Evaluation / mm Type	Length	Depth	Result
Vent 2	L51(125-127.5)	22.7 mm	A.P.W.C.S	100%	.....			Acc.
	L 52(127.5-130)	22.7 mm	A.P.W.C.S	100%	.....			Acc.
	L 53(130-132.5)	22.7 mm	A.P.W.C.S	100%	.....			Acc.
	L 54(132.5-135)	22.7 mm	A.P.W.C.S	100%	.....			Acc.
	L 55(135-137.5)	22.7 mm	A.P.W.C.S	100%	.....			Acc.
	L 56(137.5-140)	22.7 mm	A.P.W.C.S	100%	.....			Acc.
	L 57(140-142.5)	22.7 mm	A.P.W.C.S	100%	.....			Acc.
	L58(142.5-145)	22.7 mm	A.P.W.C.S	100%	.....			Acc.
	L59(145-147.5)	22.7 mm	A.P.W.C.S	100%	.....			Acc.
	L 60(147.5-150)	22.7 mm	A.P.W.C.S	100%	.....			Acc.

Remarks:- A.P.W.C.S >>>> As per welder certificate supplied to us.

Ultrasonic Welding Map

CR-Crack IP-Incomplete penetration IF- Incomplete Fusion SL-Slag P-porosity
LP- Lack penetration CP- Cluster Porosity CON- Concavity
BSR- Before stress relief ASR-After stress relief

MDE Inspector	Approved by	OTHER
Name:- Eng. Abd allah Mohammed	Name:	Name:-
Level- II	Level:	
Date:-	Date:	Date:-
Sign.:-	Sign.:	Sign.:-

ULTRASONIC EXAMINATION REPORT

Project Name:	مشروع القطار الكهربائي السريع (الخيز السفلة -مطروح) - بريج كم (55+815)	AES Form No.	[illegible]
Owner	وزارة النقل - الهيئة العامة للطرق والكباري والنقل البري	Report No.	[illegible]
Consultant	مكتب سيسترا للاستشارات الهندسية	Date:	[illegible]
Contractor	الفاروق حمدي وعلي	Rev.	[illegible]

Drg. No :		Mark/Item no:	[illegible]	Joint Type:	[illegible]	Th.:	22.7 mm
Reference Procedure Specification:-		[illegible]		Surface Condition :		Brushed	
Surface Temp:		Room Temp.		Acceptance criteria:		[illegible]	
Heat Treatment:		( ) BSR ( ) ASR		Weld Process:		[illegible]	

Equipment & Technique

Model:	[illegible]	Sl. No:	[illegible]	Manufacturer:	[illegible]
Couplant type:	WallPAPER	Paste	Cable Type:	4 Single Lemo 00 to Lemo 1 m Length	
Basic calibration Block:			V1(EW) V2(HW)	Calibration block:	V1
Search Unit :			Manufacture: GE	Technique :	Contact Manual

Angle	0	45	60	70
Sl. No				134/67
Dimension				.82"x.82"
Frequency				2.25 MHz
Sensitivity				52
Ref gain				52
Range				1500/500

Joint Sketch

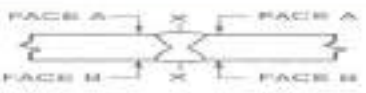

Scanning Employed From : A

Calibration sheet attached ( ) Yes (/) No

Item/Mark No.	Joint No.	Thickness	Welder ID	% of inspection	Evaluation / mm Type	Length	Depth	Result
Vent 2	W 1(2.5)	22.7 mm	A.P.W.C.S	100%	.....			Acc.
	W2(5)	22.7 mm	A.P.W.C.S	100%	.....			Acc.
	W3(7.5)	22.7 mm	A.P.W.C.S	100%	.....			Acc.
	W4(10)	22.7 mm	A.P.W.C.S	100%	.....			Acc.
	W5(12.5)	22.7 mm	A.P.W.C.S	100%	.....			Acc.
	W6(15)	22.7 mm	A.P.W.C.S	100%	.....			Acc.
	W 7(17.5)	22.7 mm	A.P.W.C.S	100%	.....			Acc.
	W8(20)	22.7 mm	A.P.W.C.S	100%	.....			Acc.
	W9(22.5)	22.7 mm	A.P.W.C.S	100%	.....			Acc.
	W10(25)	22.7 mm	A.P.W.C.S	100%	.....			Acc.

Remarks:- A.P.W.C.S >>>> As per welder certificate submitted to us.

Ultrasonic Welding Map

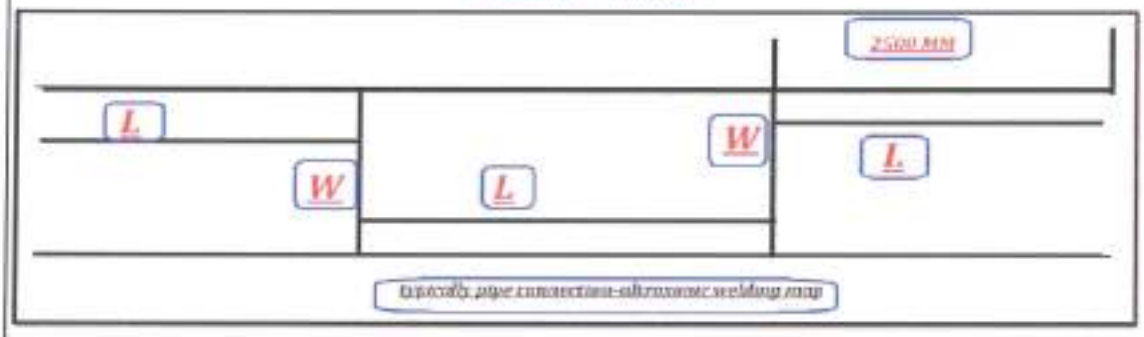

CR-Crack IP-incomplete penetration IF- Incomplete Fusion SL-Slag P-porosity
CP- Excess penetration CP- Cluster Porosity CON- Concavity
BSR- Before stress relief ASR-After stress relief

NDE Inspector	Approved by	OTHER
Name:- Eng. Abd allah Mohammed	Name:	Name:-
Level:- II	Level:-	
Date:-	Date:	Date:-
Sign:-	Sign:	Sign:-

ULTRASONIC EXAMINATION REPORT

Project Name:	مشروع القطار الكهربائي السريع (العين السخنة - سطروح) - بريج لم (55+415)	AES Form No.	[illegible]
Owner	وزارة النقل - الهيئة العامة للطرق والكباري والنقل البري	Report No.	[illegible]
Consultant	مكتب سيسترا للاستشارات الهندسية	Date:	[illegible]
Contractor	الكاروك مصر و الي	Rev.	[illegible]

Drg. No:		Mark/Item no:	As below	Joint Type:	Butt/ Fillet	Th.:	22.7 mm
Reference Procedure Specification:-		[illegible]		Surface Condition:		Smooth	
Surface Temp:		[illegible]		Acceptance criteria		AWS	
Heat Treatment:		[ ] BNR [ ] ASR		Weld Process:		[illegible]	

Equipment & Technique

Model:	[illegible]	SL No:	[illegible]	Manufacturer:	[illegible]
Couplant type:	Wall PAPER / Paste		Cable Type:	4 Single Lemo 00 to Lemo 1 in Length	
Basic calibration Block:			[illegible]	Calibration block:	V1
Search Unit:			Manufacture: GE	Technique:	Contact Manual

Angle	0	45	60	70
SL No				136/67
Dimension				.62"X.82"
Frequency				2.25 MHZ
Sensitivity				52
Refgain				52
Range				1516.390

Joint Sketch

Scanning Employed From : A

Calibration sheet attached: ( ) Yes (/) No

Item/Mark No.	Joint No.	Thickness	Welder ID	% of inspection	Evaluation / mm Type	Length	Depth	Result
Vent 2	W 11(27.5)	22.7 mm	A.P.W.C.S	100%	.....			Acc.
	W12(30)	22.7 mm	A.P.W.C.S	100%	.....			Acc.
	W13(32.5)	22.7 mm	A.P.W.C.S	100%	.....			Acc.
	W14(35)	22.7 mm	A.P.W.C.S	100%	.....			Acc.
	W15(37.5)	22.7 mm	A.P.W.C.S	100%	.....			Acc.
	W16(40)	22.7 mm	A.P.W.C.S	100%	.....			Acc.
	W 17(42.5)	22.7 mm	A.P.W.C.S	100%	.....			Acc.
	W18(45)	22.7 mm	A.P.W.C.S	100%	.....			Acc.
	W19(47.5)	22.7 mm	A.P.W.C.S	100%	.....			Acc.
	W120(50)	22.7 mm	A.P.W.C.S	100%	.....			Acc.

Remarks:- A.P.W.C.S >>>> As per welder certificate submitted to us.

Ultrasonic Welding Map

CR-Crack IP-Incomplete penetration IF- Incomplete Fusion SL-Slag P-porosity
EP- Excess penetration CP- Cluster Porosity CON- Concavity
BSR- Before stress relief ASR-After stress relief

NDT Inspector	Approved by	OTHER
Name:- Eng. Aiad allah Mohammed	Name:	Name:
Level- II		
Date:-	Date:	Date:
Sign:-	Sign:	Sign:-

ULTRASONIC EXAMINATION REPORT

Project Name:	مشروع القطار الكهربائي السريع (العين السخنة-مطروح) - مربع كم (55+415)	AES Form No.	AES-F-006
Owner	وزارة النقل - الهيئة العامة للطرق والكباري والنقل البري	Report No.	AES-UT-009
Consultant	مكتب سيسترا للاستشارات الهندسية	Date:	17/11/2023
Contractor	الكاروك عمرو وعلي	Rev.	0

Dwg. No.:		Mark/Item no:	As below	Joint Type:	Butt/ Fillet	Th.: 22.7 mm
Reference Procedure Specification:-		AES-UT-001	Surface Condition:	Brushed	
Surface Temp.	Room Temp.	Acceptance criteria:	AWS		
Heat Treatment:	[ ] BSR [ ] ASR	Weld Process:	SMAW		

Equipment & Technique

Model:	CTS-9000	Sl. No:	5443441439	Manufacturer:	China
Couplant type:	Wall PAPER / Paste	Cable Type:	4 Single Lemo 00 to Lemo 1 m Length		
Basic calibration Block:		V1(RW) V2(IIW)	Calibration block:	V1	
Search Unit:		Manufacture: GE	Technique:	Contact Manual	

Angle	0	45	60	70
Sl.No.				134/67
Dimension				.82"x.62"
Frequency				2.25 MHZ
Sensitivity				52
Ref gain				52
Range				25/6.5/50

Joint Sketch

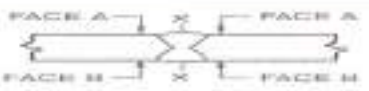

Scanning Employed From: A

Calibration sheet attached: [ ] Yes [/] No

Item/Mark No.	Joint No.	Thickness	Welder ID	% of inspection	Evaluation / mm			Result
					Type	Length	Depth	
Vent2	W 21(52.5)	22.7 mm	A.P.W.C.S	100%	.....			Acc.
	W22(55)	22.7 mm	A.P.W.C.S	100%	.....			Acc.
	W23(57.5)	22.7 mm	A.P.W.C.S	100%	.....			Acc.
	W24(60)	22.7 mm	A.P.W.C.S	100%	.....			Acc.
	W25(62.5)	22.7 mm	A.P.W.C.S	100%	.....			Acc.
	W26(65)	22.7 mm	A.P.W.C.S	100%	.....			Acc.
	W 27(67.5)	22.7 mm	A.P.W.C.S	100%	.....			Acc.
	W28(70)	22.7 mm	A.P.W.C.S	100%	.....			Acc.
	W29(72.5)	22.7 mm	A.P.W.C.S	100%	.....			Acc.
	W30(75)	22.7 mm	A.P.W.C.S	100%	.....			Acc.

Remarks:- A.P.W.C.S >>>> As per welder certificate submitted to us.

Ultrasonic Welding Map

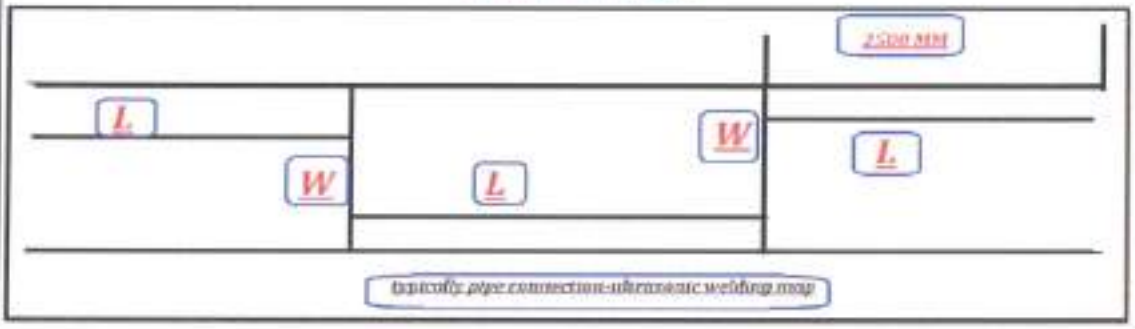

CR-Crack IP-incomplete penetration IF- Incomplete Fusion SL-Slag P-porosity
EP- Excess penetration CP- Cluster Porosity CON- Concavity
BSR- Before stress relief ASR-After stress relief

AOE Inspector	Approved by	OTHER
Name:- Eng. Abd allah Mohammed	Name:-	Name:-
Level:- II	Level:-	
Date:-	Date:-	Date:-
Sign.:-	Sign.:-	Sign.:-

ULTRASONIC EXAMINATION REPORT

Project Name:	مشروع القطار الكهربائي السريع (العين السخنة - مطروح) - مربع كم (55+415)	AES Form No.	[illegible]
Owner	وزارة النقل - الهيئة العامة للطرق والكباري والنقل البري	Report No.	[illegible]
Consultant	مكتب سيسترا للاستشارات الهندسية	Date:	[illegible]
Contractor	الفاروق عمرو دلتي	Rev.	0

Drg. No.:		Mark/Item no:	As Below	Joint Type:	Butt/Fillet	Th.:	22.7 mm
Reference Procedure Specification:-		[illegible]		Surface Condition:		Grinded	
Surface Temp.		Room Temp.		Acceptance criteria:		AWS	
Heat Treatment:		( ) BSR ( ) ASR		Weld Process:		FCAW	

Equipment & Technique

Model:	[illegible]	Sl. No:	[illegible]	Manufacturer:	[illegible]
Couplant type:	Wall PWBR / Paste		Cable Type:	4 Single Lemo 00 to Lemo 1 m Length	
Basic calibration Block:			V1(EW), V2(100)	Calibration block:	K1
Search Unit:			Manufacture: GE	Technique:	Contact Manual

Angle	0	45	60	70
Sl.No				134,167
Dimension				.82"x.62"
Frequency				2.25 MHZ
Sensitivity				52
Ref gain				52
Range				150&360

Joint Sketch

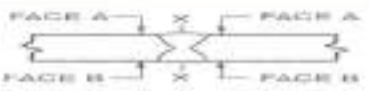

Scanning Employed From: A

Calibration sheet attached: ( ) Yes (/) No

Item/Mark No.	Joint No.	Thickness	Welder ID	% of inspection	Evaluation / mm			Result
					Type	Length	Depth	
Vent2	W 31(77.5)	22.7 mm	A.P.W.C.S	100%	.....			Acc.
	W32(80)	22.7 mm	A.P.W.C.S	100%	.....			Acc.
	W33(82.5)	22.7 mm	A.P.W.C.S	100%	.....			Acc.
	W34(85)	22.7 mm	A.P.W.C.S	100%	.....			Acc.
	W35(87.5)	22.7 mm	A.P.W.C.S	100%	.....			Acc.
	W36(90)	22.7 mm	A.P.W.C.S	100%	.....			Acc.
	W 37(92.5)	22.7 mm	A.P.W.C.S	100%	.....			Acc.
	W38(95)	22.7 mm	A.P.W.C.S	100%	.....			Acc.
	W39(97.5)	22.7 mm	A.P.W.C.S	100%	.....			Acc.
	W40(100)	22.7 mm	A.P.W.C.S	100%	.....			Acc.

Remarks:- A.P.W.C.S ==> As per welder certificate submitted to us.

Ultrasonic Welding Map

CR-Crack IP-incomplete penetration IF- Incomplete Fusion SL-Slag P-porosity
IP- Excess penetration OP- Cluster Porosity CON- Concavity
BSR- Before stress relief ASR-After stress relief

MDE Inspector	Approved by	OTHER
Name:- Eng. Abd allah Mohammed	Name:	Name:-
Level:- II	Level:	
Date:-	Date:	Date:-
Sign.:-	Sign.:	Sign.:-

ULTRASONIC EXAMINATION REPORT

Project Name:	مشروع للقطار الكهربائي السريع (الخط الستة -مطروح) - بريج لم (55+415)	AES Form No.	[illegible]
Owner	وزارة النقل - الهيئة العامة لطرق والكباري والنقل البري	Report No.	[illegible]
Consultant	مكتب سيسترا للاستشارات الهندسية	Date:	17/11/2023
Contractor	الفاروق حمدي وحلمي	Rev.	0

Drg. No:		Mark/Item no:	[illegible]	Joint Type:	[illegible]	Th.:	22.7 mm
Reference Procedure Specification:-		[illegible]		Surface Condition :		Ground	
Surface Temp:		Room Temp		Acceptance criteria:		AWS	
Heat Treatment:		( ) BSR ( ) ASR		Weld Process:		FCAW	

Equipment & Technique

Model:	CTS-[illegible]	Sl. No:	[illegible]	Manufacturer:	China
Couplant type:	Wall PAPER	Paste	Cable Type :	4 Single Lemo 00 to Lemo 1 on Length	
Basic calibration Block:			V1(IIW) V2(EW)	Calibration block:	V1
Search Unit :			Manufacture: GE	Technique :	Contact Manual

Angle	0	45	60	70
Sl. No				136/67
Dimension				.82"x.82"
Frequency				3.25 MHZ
Sensitivity				52
Ref gain				52
Range				100/300

Joint Sketch

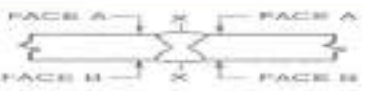

Scanning Employed From : A

Calibration sheet attached: ( ) Yes (/) No

Item/Mark No.	Joint No.	Thickness	Welder ID	% of inspection	Evaluation / mm Type	Length	Depth	Result
Vent2	W 41(102.5)	22.7 mm	A.P.W.C.S	100%	.....			Acc.
	W42(105)	22.7 mm	A.P.W.C.S	100%	.....			Acc.
	W43(107.5)	22.7 mm	A.P.W.C.S	100%	.....			Acc.
	W44(110)	22.7 mm	A.P.W.C.S	100%	.....			Acc.
	W45(112.5)	22.7 mm	A.P.W.C.S	100%	.....			Acc.
	W46(115)	22.7 mm	A.P.W.C.S	100%	.....			Acc.
	W 47(117.5)	22.7 mm	A.P.W.C.S	100%	.....			Acc.
	W48(120)	22.7 mm	A.P.W.C.S	100%	.....			Acc.
	W49(122.5)	22.7 mm	A.P.W.C.S	100%	.....			Acc.
	W50(125)	22.7 mm	A.P.W.C.S	100%	.....			Acc.

Remarks:- A.P.W.C.S >>>> As per welder certificate supplied to us.

Ultrasonic Welding Map



CR-Crack IP-incomplete penetration IF- Incomplete Fusion SL-Slag P-porosity
CP- Excess penetration CP- Cluster Porosity CON- Concavity
BSR- Before stress relief ASR-After stress relief

MDE Inspector	Approved by	OTHER
Name:- Eng. Abd allah Mohammed	Name:	Name:-
Level:- II	Level:-	
Date:-	Date:-	Date:-
Sign:-	Sign:-	Sign:-

Eng. Abd-Al-Nour Eng.

ULTRASONIC EXAMINATION REPORT

Project Name:	مشروع الممر التهويتي السريع (العين السخنة -مطروح) - ربع كم (55+415)	AES Form No.	[illegible]
Owner	وزارة النقل - الهيئة العامة للطرق والكباري والنقل البري	Report No.	[illegible]
Consultant	مكتب ميسترا للاستشارات الهندسية	Date:	[illegible]
Contractor	الفاروق عمرو وآخر	Rev.	0

Drg. No.:		Mark/Item no:	As below	Joint Type:	Butt/ Fillet
Thi:	22.7 mm	Reference Procedure Specification:-	[illegible]	Surface Condition.:	Brushed
Surface Temp:	Room Temp	Acceptance criteria:	ASME	Heat Treatment:	( ) BSR ( ) ASR
Weld Process:	SMAW				

Equipment & Technique

Model:	[illegible]	SL No:	[illegible]	Manufacturer:	[illegible]
Couplant type:	Wall PAPER / Paste	Cable Type:	4 Single Lemo 00 to Lemo 1 in Length		
Basic calibration Block:		V1(IIW) V2(IIW)	Calibration block:	V1	
Search Unit:		Manufacture: GE	Technique:	Contact Manual	

Angle	0	45	60	70
SL No				134/67
Dimension				.62"x.62"
Frequency				2.25 MHZ
Sensitivity				52
Ref gain				52
Range				150x360

Joint Sketch

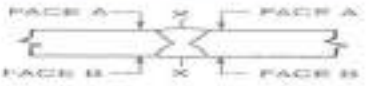

Scanning Employed from: A

Calibration sheet attached: ( ) Yes (/) No

Item/Mark No.	Joint No.	Thickness	Welder ID	% of Inspection	Evaluation / mm			Result
					Type	Length	Depth	
Vent2	W 51(127.5)	22.7 mm	A.P.W.C.S	100%	.....			Acc.
	W52(130)	22.7 mm	A.P.W.C.S	100%	.....			Acc.
	W53(132.5)	22.7 mm	A.P.W.C.S	100%	.....			Acc.
	W54(135)	22.7 mm	A.P.W.C.S	100%	.....			Acc.
	W55(137.5)	22.7 mm	A.P.W.C.S	100%	.....			Acc.
	W56(140)	22.7 mm	A.P.W.C.S	100%	.....			Acc.
	W 57(142.5)	22.7 mm	A.P.W.C.S	100%	.....			Acc.
	W58(145)	22.7 mm	A.P.W.C.S	100%	.....			Acc.
	W59(147.5)	22.7 mm	A.P.W.C.S	100%	.....			Acc.

Remarks:- A.P.W.C.S >>>> As per welder certificate (attached scan).

Ultrasonic Welding Map

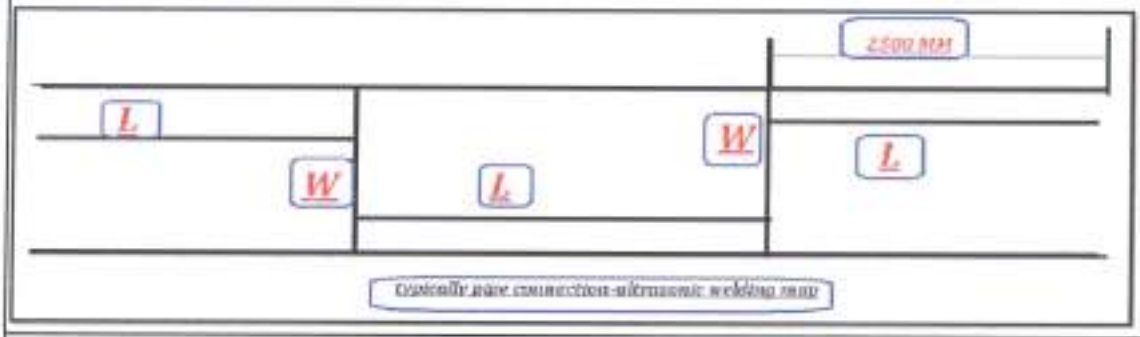

CR-Crack IP-incomplete penetration IF- Incomplete Fusion SL-Slag P-porosity
EP- Excess penetration CP- Cluster Porosity CON- Concavity
BSR- Before stress relief ASR-After stress relief

NDE Inspector	Approved by	OTHER
Name:- Eng. Abd allah Mohammed	Name:	Name:-
Level:- II	Level:-	
Date:-	Date:-	Date:-
Sign.:-	Sign.:-	Sign.:-

Al-Noor Engineering Services
DT, NDT and Supervision Engineering
Eng./ Abdul dayem Ali

النور للخدمات الهندسية
للإختبارات الإتلافية والغير إتلافية والإشراف الهندسي
مهندس /عبدالدايم علي

TEST REPORTS

FOR VENT NO.3

Project Name:

مشروع القطار الكهربائي السريع (العين السخنة -مطروح)- بربخ كم (55+415)

Client:

وزارة النقل - الهيئة العامة للطرق والكباري والنقل البري

Consultant:

مكتب سيسترا للإستشارات الهندسية

Contractor:

شركة الفاروق عمرو وعلي

AES ENGINERING SERVICES
النور للخدمات الهندسية
Giza, El-Haram St. , El-3areesh St. , Building No. 16 , Floor 15
الجيزه - شارع الهرم -شارع العريش -عماره رقم 16 -الدور الثامن -شقه رقم 15
Mob. : (+2)01015130467 - (+2)01205666820
Email: aes.alnoor@gmail.com , Abdou_ali2011@yahoo.com

ULTRASONIC EXAMINATION REPORT

Project Name:	مشروع القطار الكهربائي السريع (تأمين السطحة -مخرج 1- برج ام (55+415)	AES Form No.	[illegible]
Owner	وزارة النقل - الهيئة العامة للطرق والكباري والنقل البري	Report No.	[illegible]
Consultant	مكتب ميستر للاستشارات الهندسية	Date:	[illegible]
Contractor	الفاروق عمرو وطني	Rev.	[illegible]

Drg. No :		Mark/Item no:	[illegible]	Joint Type:	[illegible] Th: [illegible]
Reference Procedure Specification:		[illegible]		Surface Condition :	[illegible]
Surface Temp:		[illegible]		Acceptance criteria	[illegible]
Heat Treatment:		( ) BHT ( ) AHT		Weld Process:	[illegible]

Equipment & Technique

Model:	[illegible]	SL No:	[illegible]	Manufacturer:	[illegible]
Couplant type:	Wall PAPER / Paste		Cable Type :	4 Single Lemo 00 to Lemo 1 m Length	
Basic calibration Block:			V1(IIW) V2(IIW)	Calibration block:	V1
Search Unit :			Manufacturer: GE	Technique :	Contact Manual

Angle	0	45	60	70
SL No				136/67
Dimension				62"x 62"
Frequency				2.25 MHZ
Sensitivity				32
Ref gain				32
Range				150x300

Joint Sketch

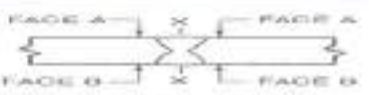

Scanning Employed From : A

Calibration sheet attached ( ) Yes (/) No

Item/Mark No.	Joint No.	Thickness	Welder ID	% of Inspection	Evaluation / mm			Result
					Type	Length	Depth	
Vent 3	L 1(0-2.5)	22.7 mm	A.P.W.C.S	100%	.....			Acc.
	L 2(2.5-5)	22.7 mm	A.P.W.C.S	100%	.....			Acc.
	L 3(5-7.5)	22.7 mm	A.P.W.C.S	100%	.....			Acc.
	L 4(7.5-10)	22.7 mm	A.P.W.C.S	100%	.....			Acc.
	L 5(10-12.5)	22.7 mm	A.P.W.C.S	100%	.....			Acc.
	L 6(12.5-15)	22.7 mm	A.P.W.C.S	100%	.....			Acc.
	L 7(15-17.5)	22.7 mm	A.P.W.C.S	100%	.....			Acc.
	L8(17.5-20)	22.7 mm	A.P.W.C.S	100%	.....			Acc.
	L 9(20-22.5)	22.7 mm	A.P.W.C.S	100%	.....			Acc.
	L 10(22.5-25)	22.7 mm	A.P.W.C.S	100%	.....			Acc.

Remarks:- A.P.W.C.S ==== As per welder certificate supplied to us.

Ultrasonic Welding Map

CR-Crack IP-incomplete penetration IF- Incomplete Fusion SL-Slag P-porosity
EP- Excess penetration CP- Cluster Porosity CON- Concavity
BSR-Before stress relief ASR-After stress relief

NDE Inspector	Approved by	OTHER
Name:- Eng. Abd allah Mohammed	Name:	Name:-
Level:- II	Level:	
Date:-	Date:	Date:-
Sign:-	Sign:	Sign:-

ULTRASONIC EXAMINATION REPORT

Project Name:	مشروع القطار الكهربائي السريع (العين السخنة -طريق) - برج ام (55+615)	AES Form No.	[illegible]
Owner	وزارة النقل - الهيئة العامة للطرق والكباري والنقل البري	Report No.	[illegible]
Consultant	مكتب سيستر للاستشارات الهندسية	Date:	[illegible]
Contractor	الفاروق عمرو وعلي	Rev.	[illegible]

Drg. No :		Mark/Item no:	[illegible]	Joint Type:	[illegible] Thk: 22.7 mm
Reference Procedure Specification:		[illegible]		Surface Condition:	Ground
Surface Temp:	Room Temp.		Acceptance criteria:		[illegible]
Heat Treatment:	( ) BSR ( ) ASR		Weld Process:		[illegible]

Equipment & Technique

Model:	[illegible]	SL No:	[illegible]	Manufacturer:	[illegible]
Couplant type:	Wall PAPER Paste		Cable Type :	4 Single Lanes 88 to Lanes 1 to Length	
Basic calibration Block:			V1(IIW) V2(IIW)	Calibration block:	V1
Search Unit :			Manufacturer: GE	Technique :	Contact Manual

Angle	0	45	60	70
SL No				126/67
Dimension				62'x62'
Frequency				2.25 MHZ
Sensitivity				52
Ref gain				52
Range				150&360

Joint Sketch

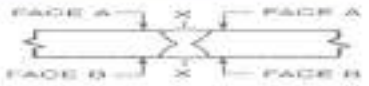

Scanning Employed From : A

Calibration sheet attached: ( ) Yes ( ) No

Item/Mark No.	Joint No.	Thickness	Welder ID	% of Inspection	Evaluation / mm Type	Length	Depth	Result
Vent 3	L 11(25-27.5)	22.7 mm	A.P.W.C.S	100%	.....			Acc.
	L 12(27.5-30)	22.7 mm	A.P.W.C.S	100%	.....			Acc.
	L 13(30-32.5)	22.7 mm	A.P.W.C.S	100%	.....			Acc.
	L 14(32.5-35)	22.7 mm	A.P.W.C.S	100%	.....			Acc.
	L 15(35-37.5)	22.7 mm	A.P.W.C.S	100%	.....			Acc.
	L 16(37.5-40)	22.7 mm	A.P.W.C.S	100%	.....			Acc.
	L 17(40-42.5)	22.7 mm	A.P.W.C.S	100%	.....			Acc.
	L18(42.5-45)	22.7 mm	A.P.W.C.S	100%	.....			Acc.
	L19(45-47.5)	22.7 mm	A.P.W.C.S	100%	.....			Acc.
	L 20(47.5-50)	22.7 mm	A.P.W.C.S	100%	.....			Acc.

Remarks: A.P.W.C.S ==== As per welder certificate supplied to us.

Ultrasonic Welding Map

CR-Crack IP-Incomplete penetration IF-Incomplete Fusion SL-Slag P-porosity
EP- Excess penetration CP- Cluster Porosity CON- Concavity
BSR- Before stress relief ASR- After stress relief

NDE Inspector	Approved by	OTHER
Name:- Eng. Abd allah Mohammed	Name: Eng. Abdul Dayem Ali	Name:-
Level: II	Level: CM & CEO Al-Noor Engineering Services	
Date:-	Date:	Date:-
Sign:-	Sign:	Sign:-

ULTRASONIC EXAMINATION REPORT

Project Name:	مشروع تطوير الطريق الدائري الشرقي [الجزء المطلوب تطويره] - بريدة [55+415]	AES Form No.	[illegible]
Owner	وزارة النقل - الهيئة العامة للطرق والكباري والنقل البري	Report No.	[illegible]
Consultant	مكتب سيستر للاستشارات الهندسية	Date:	[illegible]
Contractor	تطوير عمرو وعلي	Rev.	[illegible]

Drg. No :		Mark/Item no:	[illegible]	Joint Type:	[illegible] / Butt Thk: 22.7 mm
Reference Procedure Specification:		[illegible]		Surface Condition :	Brushed
Surface Temp:		Room Temp		Acceptance criteria:	AWS
Heat Treatment:		( ) BSR ( ) ASR		Weld Process:	FCAW

Equipment & Technique

Model:	[illegible]	Sl. No:	[illegible]	Manufacturer:	[illegible]
Couplant type:	Wall PAPER / Paste		Cable Type :	4 Single Lemo 00 to Lemo 1 m Length	
Basic calibration Block:			V1(IIW), V2(IIW)	Calibration block:	V1
Search Unit :			Manufacturer (3)	Technique :	Contact Manual

Angle	0	45	60	70
Sl. No				139,07
Dimension				8.2"x.6.2"
Frequency				2.25 MHZ
Sensitivity				52
Ref gain				52
Range				150&360

Joint Sketch

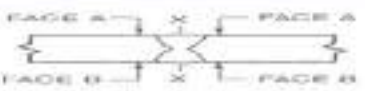

Scanning Employed From : A

Calibration sheet attached: ( ) Yes ( ) No

Item/Mark No.	Joint No.	Thickness	Welder ID	% of inspection	Evaluation / mm Type	Length	Depth	Result
Vent 3	L 21(50-52.5)	22.7 mm	A.P.W.C.S	100%	.....			Acc.
	L 22(52.5-55)	22.7 mm	A.P.W.C.S	100%	.....			Acc.
	L 23(55-57.5)	22.7 mm	A.P.W.C.S	100%	.....			Acc.
	L 24(57.5-60)	22.7 mm	A.P.W.C.S	100%	.....			Acc.
	L 25(60-62.5)	22.7 mm	A.P.W.C.S	100%	.....			Acc.
	L 26(62.5-65)	22.7 mm	A.P.W.C.S	100%	.....			Acc.
	L 27(65-67.5)	22.7 mm	A.P.W.C.S	100%	.....			Acc.
	L28(67.5-70)	22.7 mm	A.P.W.C.S	100%	.....			Acc.
	L29(70-72.5)	22.7 mm	A.P.W.C.S	100%	.....			Acc.
	L 30(72.5-75)	22.7 mm	A.P.W.C.S	100%	.....			Acc.

Remarks:- A.P.W.C.S ==== As per welder certificate submitted to us.

Ultrasonic Welding Map

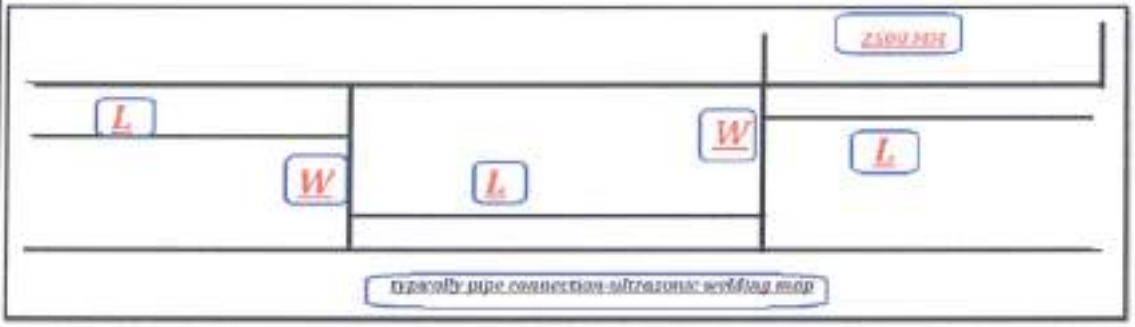

CR-Crack IP-incomplete penetration IF- Incomplete Fusion SL-Slag P-porosity
EP- Excess penetration CP- Cluster Porosity CON- Concavity
BSR- Before stress relief ASR- After stress relief

MDE Inspector	Approved by	OTHER
Name:- Eng. Abd allah Mohammed	Name:- Eng. Abdul Dayem Ali	Name:-
Level- II	Level:- CSI & CEO	
Date:-	Alnour Engineering Services	Date:-
Sign:-	Sign:-	Sign:-

ULTRASONIC EXAMINATION REPORT

Project Name:	مشروع القطار الكهربائي السريع (الخط الصفاة-مطروح) - ربع لم (55+415)	AES Form No.	[illegible]
Owner	وزارة النقل - الهيئة العامة لطرق والنقل البري والنقل البري	Report No.	[illegible]
Consultant	مكتب سيستراء للاستشارات الهندسية	Date:	[illegible]
Contractor	الفاروق عمرو وعلي	Rev.	[illegible]

Drg. No :		Mark/Item no:	[illegible]	Joint Type:	[illegible] Th.: 22.7 mm
Reference Procedure Specification:		[illegible]		Surface Condition :	[illegible]
Surface Temp:		[illegible]		Acceptance criteria	[illegible]
Heat Treatment:		( ) BSR ( ) ASR		Weld Process:	[illegible]

Equipment & Technique

Model:	[illegible]	SL No:	[illegible]	Manufacturer:	[illegible]
Couplant type:	Wall PAPER / Paste		Cable Type :	4 Single Lemo 00 to Lemo 1 m Length	
Basic calibration Block:			F1(IIW) F2(IIW)	Calibration block:	F1
Search Unit :			Manufacture: GE	Technique :	Contact Manual

Angle	0	45	60	70	Joint Sketch
SL No				134/97	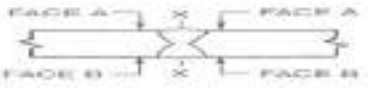
Dimension				.62"x.62"	
Frequency				2.25 MHZ	
Sensitivity				52	
Ref gain				52	
Range				150x360	Scanning Employed From : A

Calibration sheet attached: ( ) Yes (/) No

Item/Mark No.	Joint No.	Thickness	Welder ID	% of inspection	Evaluation / mm Type	Length	Depth	Result
Vent 3	L 31(75-77.5)	22.7 mm	A.P.W.C.S	100%	.....			Acc.
	L 32(77.5-80)	22.7 mm	A.P.W.C.S	100%	.....			Acc.
	L 33(80-82.5)	22.7 mm	A.P.W.C.S	100%	.....			Acc.
	L 34(82.5-85)	22.7 mm	A.P.W.C.S	100%	.....			Acc.
	L 35(85-87.5)	22.7 mm	A.P.W.C.S	100%	.....			Acc.
	L 36(87.5-90)	22.7 mm	A.P.W.C.S	100%	.....			Acc.
	L 37(90-92.5)	22.7 mm	A.P.W.C.S	100%	.....			Acc.
	L38(92.5-95)	22.7 mm	A.P.W.C.S	100%	.....			Acc.
	L39(95-97.5)	22.7 mm	A.P.W.C.S	100%	.....			Acc.
	L 40(97.5-100)	22.7 mm	A.P.W.C.S	100%	.....			Acc.

Remarks:- A.P.W.C.S ==== As per welder certificate submitted to us.

Ultrasonic Welding Map

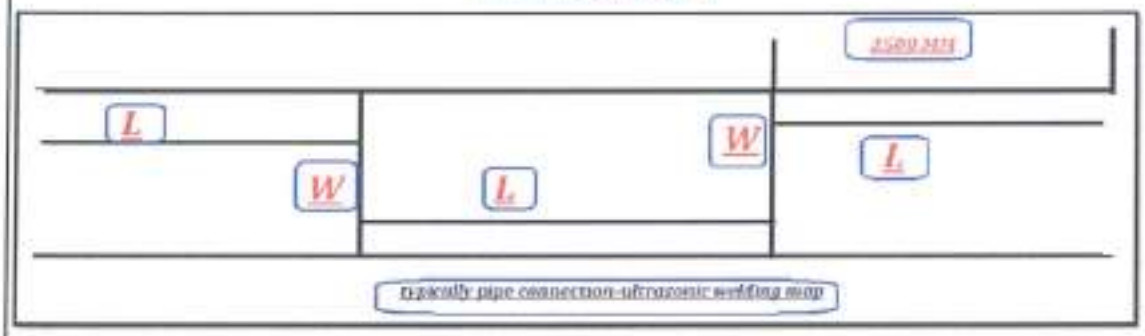

CR-Crack IP-incomplete penetration IF-Incomplete Fusion SL-Slag P-porosity
EP- Excess penetration CP- Cluster Porosity CON- Concavity
BSR- Before stress relief ASR-After stress relief

NDE Inspector	Approved by	OTHER
Name:- Eng. Abd allah Mohammed	Name:- Eng. Abdul Dayem Ali	Name:-
Level:- II	Level:- GM & CEO	
Date:-	Date:- Al-Noor Engineering Services	Date:-
Sign:-	Sign:-	Sign:-

ULTRASONIC EXAMINATION REPORT

Project Name:	مشروع القطار الكهربائي السريع (العين السخنة -مطروح) - بريج رقم (55+415)	AES Form No.	[illegible]
Owner	وزارة النقل ، الهيئة العامة للطرق والكباري والنقل البري	Report No.	[illegible]
Consultant	مكتب سيستراا للاستشارات الهندسية	Date:	[illegible]
Contractor	الفاروق عمرو علي	Rev.	0

Drg. No.:		Mark/Item no:	[illegible]	Joint Type:	[illegible] Th: 22.7 mm
Reference Procedure Specification:-		[illegible]		Surface Condition :	Brushed
Surface Temp:		Room Temp.		Acceptance criteria:	AWS
Heat Treatment:		( ) BSR ( ) ASR		Weld Process:	[illegible]

Equipment & Technique

Model:	[illegible]	SL No:	[illegible]	Manufacturer:	[illegible]
Couplant type-	Wall PAPER	Paste	Cable Type :	4 Single Lemo 00 to Lemo 1 in Length	
Basic calibration Block:			V1(IIW) V2(IIW)	Calibration block:	V1
Search Unit :			Manufacture: GE	Technique :	Contact Manual

Angle	0	45	60	70	Joint Sketch
SL No				184/69	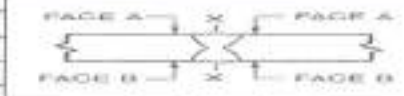
Dimension				.82"x.82"	
Frequency				2.25 MHZ	
Sensitivity				52	
Ref gain				52	
Range				250x300	Scanning Deployed from : A

Calibration sheet attached: ( ) Yes (/) No

Item/Mark No.	Joint No.	Thickness	Welder ID	% of Inspection	Evaluation / mm			Result
					Type	Length	Depth	
Vent 3	L 41(100-102.5)	22.7 mm	A.P.W.C.S	100%	.....			Acc.
	L 42(102.5-105)	22.7 mm	A.P.W.C.S	100%	.....			Acc.
	L 43(105-107.5)	22.7 mm	A.P.W.C.S	100%	.....			Acc.
	L 44(107.5-110)	22.7 mm	A.P.W.C.S	100%	.....			Acc.
	L 45(110-112.5)	22.7 mm	A.P.W.C.S	100%	.....			Acc.
	L 46(112.5-115)	22.7 mm	A.P.W.C.S	100%	.....			Acc.
	L 47(115-117.5)	22.7 mm	A.P.W.C.S	100%	.....			Acc.
	L48(117.5-120)	22.7 mm	A.P.W.C.S	100%	.....			Acc.
	L49(120-122.5)	22.7 mm	A.P.W.C.S	100%	.....			Acc.
	L 50(122.5-125)	22.7 mm	A.P.W.C.S	100%	.....			Acc.

Remarks:- A.P.W.C.S ==== As per welder certificate supplied to us.

Ultrasonic Welding Map

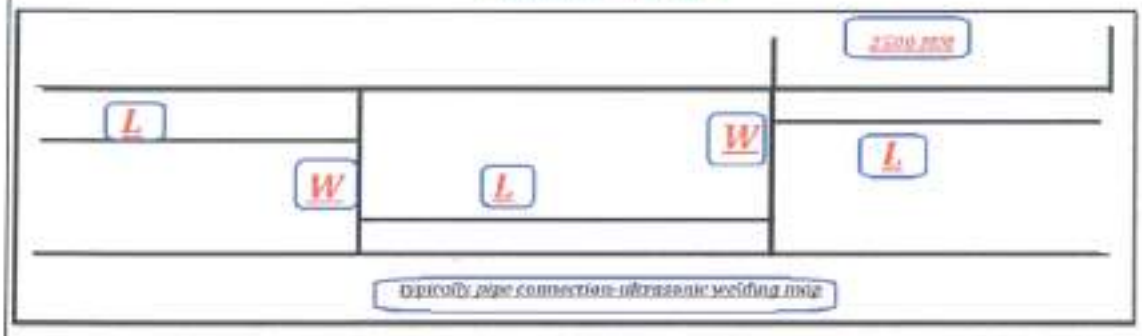

CR-Crack IP-incomplete penetration IF- Incomplete Fusion SL-Slag P-porosity
EP- Excess penetration CP- Cluster Porosity CON- Concavity
BSR- Before stress relief ASR-After stress relief

NDE Inspector	Approved by	OTHER
Name:- Eng. Abdallah Mohammed	Name:- Eng. Abdul Dayem Ali	Name:-
Level:- II	Level:- GM & CEO	
Date:-	Date:- Al-Nour Engineering Services	Date:-
Sign.:-	Sign.:-	Sign.:-

ULTRASONIC EXAMINATION REPORT

Project Name:	مشروع القطار الكهربائي السريع (العين السخنة -مطروح) - بريج لـ (55+815)	AES Form No.	[illegible]
Owner	وزارة النقل - الهيئة العامة للطرق والكباري والنقل البري	Report No.	[illegible]
Consultant	مكتب سيستراا للاستشارات الهندسية	Date:	[illegible]
Contractor	الطريق مصر وطني	Rev.	[illegible]

Drg. No:		Mark/Item no:	[illegible]	Joint Type:	Butt / Fillet
Thk:	22.7 mm	Reference Procedure Specification:-	[illegible]	Surface Condition:	Finished
Surface Temp:	Room Temp.	Acceptance criteria	AWS	Heat Treatment:	(/)BSR [ ] ASR
Weld Process:	FCAW				

Equipment & Technique

Model:	[illegible]	SL No:	[illegible]	Manufacturer:	[illegible]
Couplant type:	Wall PAPER / Paste	Cable Type:	8 Single Lame 00 to Lame L to Length		
Basic calibration Block:		V1[IIW] V2[IIW]	Calibration block:	V1	
Search Unit:		Manufacture: GE	Technique:	Contact Manual	

Angle	0	45	60	70
SL No				1B1/a7
Dimension				62"x62"
Frequency				2.25 MHZ
Sensitivity				52
Ref gain				52
Range				1504260

Joint Sketch

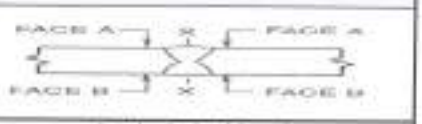

Scanning Employed From: A

Calibration sheet attached: ( ) Yes (/) No

Item/Mark No.	Joint No.	Thickness	Welder ID	% of inspection	Evaluation / mm Type	Length	Depth	Result
Vent 3	LS1(125-127.5)	22.7 mm	A.P.W.C.S	100%	.....			Acc.
	L 52(127.5-130)	22.7 mm	A.P.W.C.S	100%	.....			Acc.
	L 53(130-132.5)	22.7 mm	A.P.W.C.S	100%	.....			Acc.
	L 54(132.5-135)	22.7 mm	A.P.W.C.S	100%	.....			Acc.
	L 55(135-137.5)	22.7 mm	A.P.W.C.S	100%	.....			Acc.
	L 56(137.5-140)	22.7 mm	A.P.W.C.S	100%	.....			Acc.
	L 57(140-142.5)	22.7 mm	A.P.W.C.S	100%	.....			Acc.
	LS8(142.5-145)	22.7 mm	A.P.W.C.S	100%	.....			Acc.
	L59(145-147.5)	22.7 mm	A.P.W.C.S	100%	.....			Acc.
	L 60(147.5-150)	22.7 mm	A.P.W.C.S	100%	.....			Acc.

Remarks:- A.P.W.C.S ==== As per welder certificate capsulated to us.

Ultrasonic Welding Map



CR-Crack IP-incomplete penetration IF- Incomplete Fusion SL-Slag P-porosity
EP- Excess penetration CP- Cluster Porosity CON- Concavity
BSR- Before stress relief ASR-After stress relief

NDE Inspector	Approved by	OTHER
Name:- Eng. Abd allah Mohammed	Name:- Eng. Abdul Dayem Ali	Name:-
Level:- II	Level:- Manager & CEO	
Date:-	Date:-	Date:-
Sign.:-	Sign.:-	Sign.:-

ULTRASONIC EXAMINATION REPORT

Project Name:	مشروع للقطار الكهربائي السريع (الخين السلطة -مطروح) - بريج لم (55+815)	AES Form No.	[illegible]
Owner	وزارة النقل - الهيئة العامة لطرق والكباري والنقل البري	Report No.	[illegible]
Consultant	مكتب سيسترا للاستشارات الهندسية	Date:	[illegible]
Contractor	الفارزي عمرو وعلي	Rev.	[illegible]

Drg. No:		Mark/Item no:	[illegible]	Joint Type:	Butt / Elbow
Th:	22.7 mm	Reference Procedure Specification:-	[illegible]	Surface Condition:	Finished
Surface Temp:	Room Temp.	Acceptance criteria:	AWS	Heat Treatment:	( ) HHT ( ) ASR
Weld Process:	FCAW				

Equipment & Technique

Model:	[illegible]	SL No:	[illegible]	Manufacturer:	[illegible]
Couplant type:	Wall PAPER / Paste	Cable Type:	4 Single Lanes 00 to Lanes 1 in Length		
Basic calibration Block:		V1(EW) V2(EW)	Calibration block:	V1	
Search Unit:		Manufacture: GE	Technique:	Contact Manual	

Angle	0	45	60	70
SL No				126/67
Dimension				.62"x.62"
Frequency				3.25 MHZ
Sensitivity				52
Ref gain				52
Range				150&300

Joint Sketch

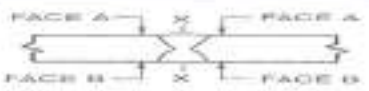

Scanning Employed from : A

Calibration sheet attached: ( ) Yes (/) No

Item/Mark No.	Joint No.	Thickness	Welder ID	% of inspection	Evaluation / mm Type	Length	Depth	Result
Vent 3	W 1(2.5)	22.7 mm	A.P.W.C.S	100%	.....			Acc.
	W2(5)	22.7 mm	A.P.W.C.S	100%	.....			Acc.
	W3(7.5)	22.7 mm	A.P.W.C.S	100%	.....			Acc.
	W4(10)	22.7 mm	A.P.W.C.S	100%	.....			Acc.
	W5(12.5)	22.7 mm	A.P.W.C.S	100%	.....			Acc.
	W6(15)	22.7 mm	A.P.W.C.S	100%	.....			Acc.
	W 7(17.5)	22.7 mm	A.P.W.C.S	100%	.....			Acc.
	W8(20)	22.7 mm	A.P.W.C.S	100%	.....			Acc.
	W9(22.5)	22.7 mm	A.P.W.C.S	100%	.....			Acc.
	W10(25)	22.7 mm	A.P.W.C.S	100%	.....			Acc.

Remarks:- A.P.W.C.S >>>> As per welder certificate supplied to us.

Ultrasonic Welding Map

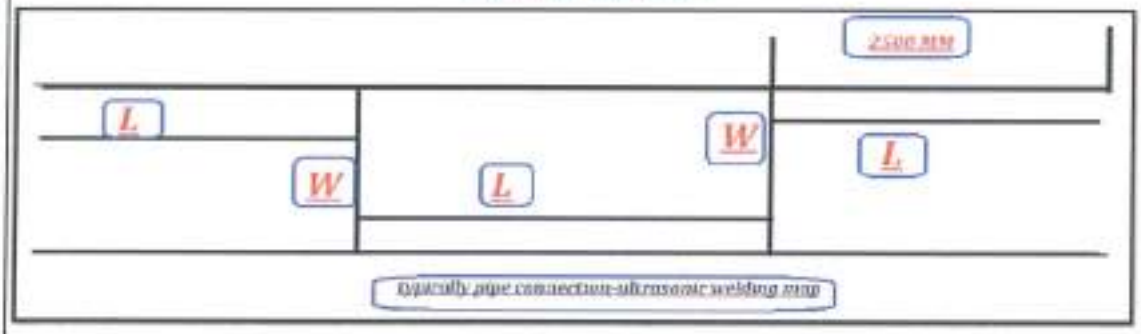

CR-Crack IP-incomplete penetration IF- Incomplete Fusion SL-Slag P-porosity
EP- Excess penetration CP- Cluster Porosity CON- Concavity
BSR- Before stress relief ASR- After stress relief

NDE Inspector	Approved by	OTHER
Name:- Eng. Abdullah Mohammed	Name:-	Name:-
Level:- II	Level:-	
Date:-	Date:-	Date:-
Sign:-	Sign:-	Sign:-

Eng. Abdul Dayem
CIA 260

ULTRASONIC EXAMINATION REPORT

Project Name:	مشروع القطار الكهربائي السريع (المعين المنطقة -مطروح) - بريج لم (SS+815)	AES Form No.	[illegible]
Owner	وزارة النقل - الهيئة العامة لطرق والكباري والنقل البري	Report No.	[illegible]
Consultant	مكتب ميسترا للاستشارات الهندسية	Date:	[illegible]
Contractor	الفارس عمرو وعلي	Rev.	0

Dwg. No.:		Mark/Item no:	[illegible]	Joint Type:	[illegible] Th: [illegible]
Reference Procedure Specification:-		[illegible]	Surface Condition:	[illegible]	
Surface Temp:	[illegible]	Acceptance criteria	[illegible]		
Heat Treatment:	( ) BSR ( ) ASR	Weld Process	[illegible]		

Equipment & Technique

Model:	[illegible]	SL No:	[illegible]	Manufacturer:	[illegible]
Couplant type:	Wall PAPER / Paste	Cable Type:	4 Single Lemo 00 to Lemo 1 in Length		
Basic calibration Block:		V1(IIW) V2(IIW)	Calibration block:	V1	
Search Unit:		Manufacture: GE	Technique:	Contact Manual	

Angle	0	45	60	70
SL No				134/67
Dimension				.82"x.62"
Frequency				2.25 MHZ
Sensitivity				52
Ref gain				52
Range				125&250

Joint Sketch

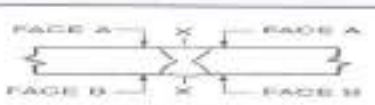

Scanning Employed From: A

Calibration sheet attached: ( ) Yes (/) No

Item/Mark No.	Joint No.	Thickness	Welder ID	% of inspection	Evaluation / mm			Result
					Type	Length	Depth	
Vent 3	W 11(27.5)	22.7 mm	A.P.W.C.S	100%	.....			Acc.
	W12(30)	22.7 mm	A.P.W.C.S	100%	.....			Acc.
	W13(32.5)	22.7 mm	A.P.W.C.S	100%	.....			Acc.
	W14(35)	22.7 mm	A.P.W.C.S	100%	.....			Acc.
	W15(37.5)	22.7 mm	A.P.W.C.S	100%	.....			Acc.
	W16(40)	22.7 mm	A.P.W.C.S	100%	.....			Acc.
	W 17(42.5)	22.7 mm	A.P.W.C.S	100%	.....			Acc.
	W18(45)	22.7 mm	A.P.W.C.S	100%	.....			Acc.
	W19(47.5)	22.7 mm	A.P.W.C.S	100%	.....			Acc.
	W120(50)	22.7 mm	A.P.W.C.S	100%	.....			Acc.
Remarks:-	A.P.W.C.S >>>> As per welder certificate submitted to us.							

Ultrasonic Welding Map

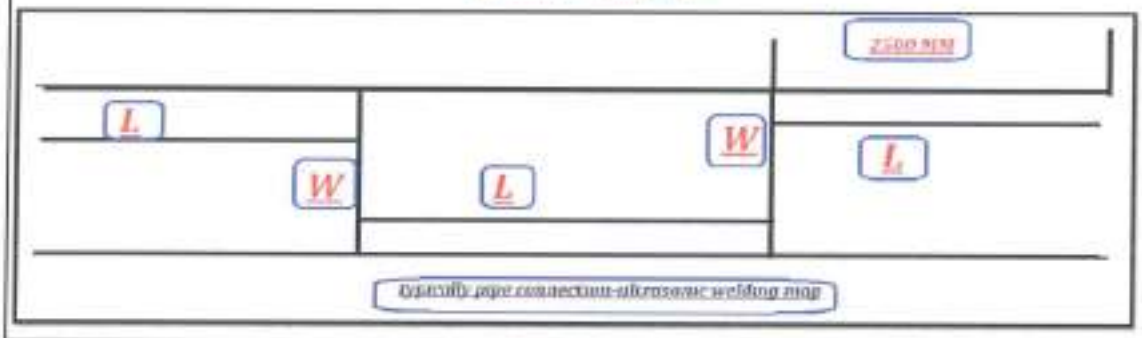

CR-Crack IP-Incomplete penetration IF-Incomplete Fusion SL-Slag P-porosity
EP-Excess penetration CP-Cluster Porosity CON-Concavity
BSR-Before stress relief ASR-After stress relief

NDE Inspector	Approved by	OTHER
Name:- Eng. Abd-allah Mohammed	Name:-	Name:-
Level- II	Level:-	
Date:-	Date:-	Date:-
Sign:-	Sign:-	Sign:-

Eng. Abdul Dayem Ali
GM & CEO
Al Noor Engineering Services

ULTRASONIC EXAMINATION REPORT

Project Name:	مشروع القطار الكهربائي السريع (الخط السطحي-مطروح) - برج ام (55+415)	AES Form No.	[illegible]
Owner	وزارة النقل - الهيئة العامة للطرق والكباري والنقل البري	Report No.	[illegible]
Consultant	مكتب سيمش للاستشارات الهندسية	Date:	[illegible]
Contractor	الفاروق عمرو وشن	Rev.	[illegible]

Drg. No :		Mark/Item no:	[illegible]	Joint Type:	[illegible] Th.: [illegible] mm
Reference Procedure Specification:		[illegible]		Surface Condition :	Brushed
Surface Temp:	[illegible]			Acceptance criteria	ASME
Heat Treatment:	(/) PWHT ( ) ASR			Weld Process	SCAW

Equipment & Technique

Model:	[illegible]	SL No:	[illegible]	Manufacturer:	[illegible]
Couplant type:	Wall PAPER Paste		Cable Type:	4 Single Lemo 00 to Lemo 1 in Length	
Basic calibration Block:			V1(IIW) V2(DSC)	Calibration block:	V1
Search Unit :			Manufacture: GE	Technique :	Contact Manual
Angle	0	45	60	70	Joint Sketch
SL No				134/67	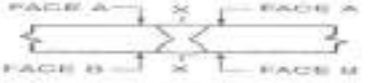
Dimension				.82"x.62"	
Frequency				2.25 MHZ	
Sensitivity				52	
Ref gain				52	
Range				1508.168	Scanning Employed From : A

Calibration sheet attached: ( ) Yes (/) No

Item/Mark No.	Joint No.	Thickness	Welder ID	% of Inspection	Evaluation / mm Type	Length	Depth	Result
Vent 3	W 21(52.5)	22.7 mm	A.P.W.C.S	100%	.....			Acc.
	W22(55)	22.7 mm	A.P.W.C.S	100%	.....			Acc.
	W23(57.5)	22.7 mm	A.P.W.C.S	100%	.....			Acc.
	W24(60)	22.7 mm	A.P.W.C.S	100%	.....			Acc.
	W25(62.5)	22.7 mm	A.P.W.C.S	100%	.....			Acc.
	W26(65)	22.7 mm	A.P.W.C.S	100%	.....			Acc.
	W 27(67.5)	22.7 mm	A.P.W.C.S	100%	.....			Acc.
	W28(70)	22.7 mm	A.P.W.C.S	100%	.....			Acc.
	W29(72.5)	22.7 mm	A.P.W.C.S	100%	.....			Acc.
	W30(75)	22.7 mm	A.P.W.C.S	100%	.....			Acc.

Remarks:- A.P.W.C.S >>>> As per welder certificate superviced to us.

Ultrasonic Welding Map

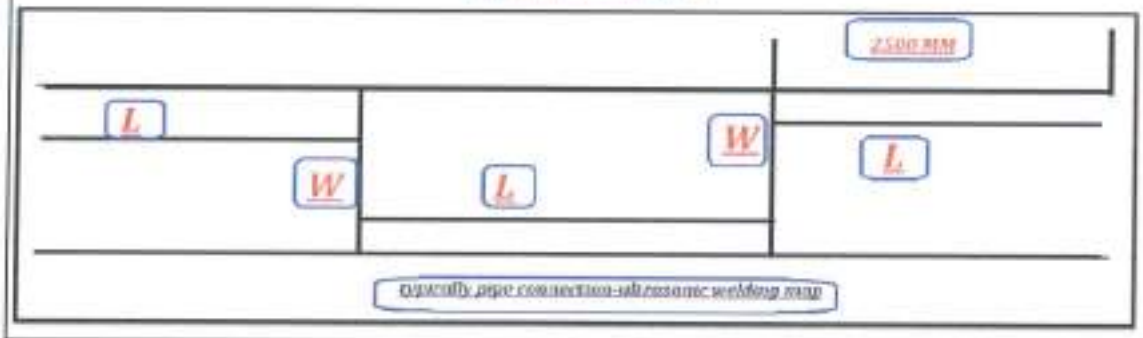

CR-Crack IP-incomplete penetration IF- Incomplete Fusion SL-Slag P-porosity
EP- Excess penetration CP- Cluster Porosity CON- Concavity
RSR- Refore stress relief ASR- After stress relief

RDS Inspector	Approved by	OTHER
Name:- Eng. Abd-allah Mohammed	Name:-	Name:-
Level:- II	Level:-	
Date:-	Date:-	Date:-
Sign:-	Sign:-	Sign:-

Eng. Abdul Dayem Ali
CM & CEO
Al-Nour Engineering Services

ULTRASONIC EXAMINATION REPORT

Project Name:	مشروع الطرق التلهريلي السريع (العين السخنة -مطروح) - بريج رقم (55+415)	AES Form No.	[illegible]
Owner	وزارة النقل - الهيئة العامة لطرق والكباري والنقل البري	Report No.	[illegible]
Consultant	مكتب ميسترا للاستشارات الهندسية	Date:	[illegible]
Contractor	الفاروق للمرور و عقي	Rev.	[illegible]

Drg. No :		Mark/Item no:	[illegible]	Joint Type:	[illegible] Th: [illegible]
Reference Procedure Specification:-		[illegible]		Surface Condition:	[illegible]
Surface Temp:	[illegible]			Acceptance criteria:	[illegible]
Heat Treatment:	( ) BSR ( ) ASR			Weld Process:	[illegible]

Equipment & Technique

Model:	[illegible]	SL No:	[illegible]	Manufacturer:	[illegible]
Couplant type:	Wall PAPER / Paste		Cable Type:	4 Single Lemo 00 to Lemo 1 m Length	
Basic calibration Block:			V1(BW), V2(HW)	Calibration block:	V1
Search Unit:			Manufacturer: GE	Technique :	Contact Manual

Angle	0	45	60	70
SL No				134/97
Dimension				.62"x.62"
Frequency				2.25 MHZ
Sensitivity				52
Ref gain				52
Range				150&160

Joint Sketch

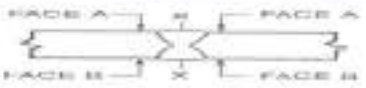

Scanning Employed From: A

Calibration sheet attached: ( ) Yes (/) No

Item/Mark No.	Joint No.	Thickness	Welder ID	% of Inspection	Evaluation / mm Type	Length	Depth	Result
Vent 3	W 31(77.5)	22.7 mm	A.P.W.C.S	100%	.....			Acc.
	W32(80)	22.7 mm	A.P.W.C.S	100%	.....			Acc.
	W33(82.5)	22.7 mm	A.P.W.C.S	100%	.....			Acc.
	W34(85)	22.7 mm	A.P.W.C.S	100%	.....			Acc.
	W35(87.5)	22.7 mm	A.P.W.C.S	100%	.....			Acc.
	W36(90)	22.7 mm	A.P.W.C.S	100%	.....			Acc.
	W 37(92.5)	22.7 mm	A.P.W.C.S	100%	.....			Acc.
	W38(95)	22.7 mm	A.P.W.C.S	100%	.....			Acc.
	W39(97.5)	22.7 mm	A.P.W.C.S	100%	.....			Acc.
	W40(100)	22.7 mm	A.P.W.C.S	100%	.....			Acc.

Remarks:- A.P.W.C.S >>>> As per welder certificate supplied to us.

Ultrasonic Welding Map

CR-Crack IP-incomplete penetration IF- Incomplete Fusion SL-Slag P-porosity

EP- Excess penetration CP- Cluster Porosity CON- Concavity

BSR- Before stress relief ASR-After stress relief

NDE Inspector	Approved by	OTHER
Name:- Eng. Abd-allah Mohammed	Name:-	Name:-
Level:- II	Level:-	
Date:-	Date:-	Date:-
Sign:-	Sign:-	Sign:-

Eng. Abdallah Dawoud Ali
Al-Noor Engineering Services

ULTRASONIC EXAMINATION REPORT

Project Name:	مشروع القطار الكهربائي السريع (الخين المسطة -مطروح) - بريج لم (55+415)	AES Form No.	[illegible]
Owner	وزارة النقل - الهيئة العامة للطرق والكباري والنقل البري	Report No.	[illegible]
Consultant	مكتب سيسترا للاستشارات الهندسية	Date:	[illegible]
Contractor	الفاروق عمرو وعلي	Rev.	[illegible]

Drg. No :		Mark/Item no:	[illegible]	Joint Type:	[illegible] Th: [illegible]
Reference Procedure Specification:-		[illegible]		Surface Condition :	Brushed
Surface Temp.		[illegible]		Acceptance criteria:	AWS
Heat Treatment:		( ) BSR ( ) ASR		Weld Process:	[illegible]

Equipment & Technique

Model:	[illegible]	Sl. No:	[illegible]	Manufacturer:	[illegible]
Couplant type:	Wall PAPER / Paste		Cable Type :	4 Single Lemo 00 to Lemo 1 in Length	
Basic calibration Block:			V1(IIW) V2(IIW)	Calibration block:	V1
Search Unit :			Manufacturer: GB	Technique :	Contact Manual

Angle	0	45	60	70
Sl. No				134/67
Dimension				.62"x.62"
Frequency				2.25 MHz
Sensitivity				52
Ref gain				52
Range				150x300

Joint Sketch

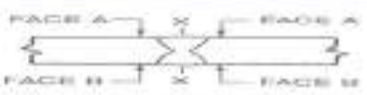

Scanning Employed From : A

Calibration sheet attached: ( ) Yes (/) No

Item/Mark No.	Joint No.	Thickness	Welder ID	% of inspection	Evaluation / mm			Result
					Type	Length	Depth	
Vent 3	W 41(102.5)	22.7 mm	A.P.W.C.S	100%	.....			Acc.
	W42(105)	22.7 mm	A.P.W.C.S	100%	.....			Acc.
	W43(107.5)	22.7 mm	A.P.W.C.S	100%	.....			Acc.
	W44(110)	22.7 mm	A.P.W.C.S	100%	.....			Acc.
	W45(112.5)	22.7 mm	A.P.W.C.S	100%	.....			Acc.
	W46(115)	22.7 mm	A.P.W.C.S	100%	.....			Acc.
	W 47(117.5)	22.7 mm	A.P.W.C.S	100%	.....			Acc.
	W48(120)	22.7 mm	A.P.W.C.S	100%	.....			Acc.
	W49(122.5)	22.7 mm	A.P.W.C.S	100%	.....			Acc.
	W50(125)	22.7 mm	A.P.W.C.S	100%	.....			Acc.
Remarks:-	A.P.W.C.S >>>> As per welder certificate supported to us.							

Ultrasonic Welding Map

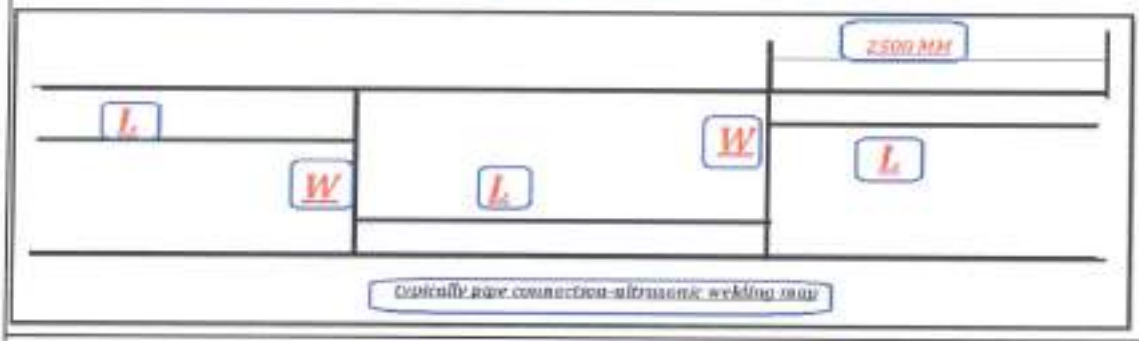

CR-Crack IP-incomplete penetration IF- Incomplete Fusion SL-Slag P-porosity
IOP- Excess penetration CP- Cluster Porosity CON- Concavity
BSR- Before stress relief ASR-After stress relief

NDE Inspector	Approved by	OTHER
Name:- Eng. Abdallah Mohammed	Name:	Name:-
Level:- II	Level:	
Date:-	Date:-	Date:-
Sign.:-	Sign:-	Sign.:-

Eng. Abdul Qayum Abdul Hafiz Noor
Managing Director

ULTRASONIC EXAMINATION REPORT

Project Name:	مشروع القطار الكهربائي السريع (العين السخنة سطروح) - مربع رقم (55+415)	AES Form No.	AES-F-100
Owner	وزارة النقل - الهيئة العامة للطرق والكباري والنقل البري	Report No.	AES-RT-412
Consultant	مكتب سيسترا للاستشارات الهندسية	Date:	2/9/2020
Contractor	الفاروق عمرو وعلي	Rev.	0

Dwg. No:		Mark/Item no:	Vent Welder	Joint Type:	Butt/ Fillet	Tk.: 22.7 mm
Reference Procedure Specification:-			AES-WPS-001	Surface Condition:	Brushed
Surface Temp.		Room Temp.		Acceptance criteria:	ASME
Heat Treatment:		( ) BSR ( ) ASR		Weld Process:	FCAW

Equipment & Technique

Model:	CTS 1005	Sl. No:	5301401-40444	Manufacturer:	China
Couplant type:	Wall Paper	Paste	Cable Type:	4 Single Lemo 00 to Lemo 1 on Length	
Basic calibration Block:			V1(IIW) V2(IIW)	Calibration block:	V1
Search Unit:			Manufacturer: GE	Technique:	Contact Manual

Angle	0	45	60	70
Sl. No.				136/67
Dimension				.62"x.62"
Frequency				2.25 MHZ
Sensitivity				52
Ref gain				52
Range				150&360

Joint Sketch

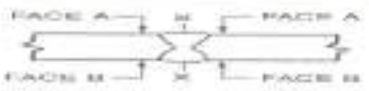

Scanning Employed From : A

Calibration sheet attached: [ ] Yes [/] No

Item/Mark No.	Joint No.	Thickness	Welder ID	% of inspection	Evaluation / mm			Result
					Type	Length	Depth	
Vent 3	W 51(127.5)	22.7 mm	A.P.W.C.S	100%	.....			Acc.
	W52(130)	22.7 mm	A.P.W.C.S	100%	.....			Acc.
	W53(132.5)	22.7 mm	A.P.W.C.S	100%	.....			Acc.
	W54(135)	22.7 mm	A.P.W.C.S	100%	.....			Acc.
	W55(137.5)	22.7 mm	A.P.W.C.S	100%	.....			Acc.
	W56(140)	22.7 mm	A.P.W.C.S	100%	.....			Acc.
	W 57(142.5)	22.7 mm	A.P.W.C.S	100%	.....			Acc.
	W58(145)	22.7 mm	A.P.W.C.S	100%	.....			Acc.
	W59(147.5)	22.7 mm	A.P.W.C.S	100%	.....			Acc.
Remarks:	A.P.W.C.S ==== As per welder certificate repainted is ok.							

Ultrasonic Welding Map

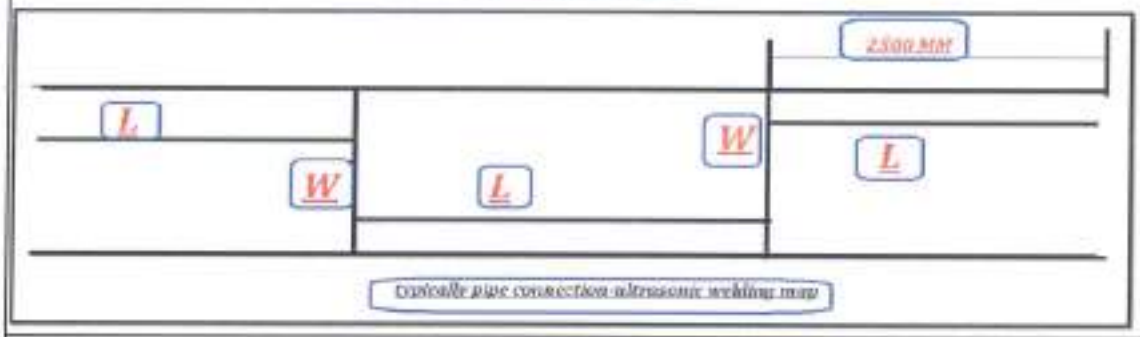

CR-Crack IP-incomplete penetration IF- Incomplete Fusion SL-Slag P-porosity
CP- Excess penetration CP- Cluster Porosity CON- Concavity
BSR- Before stress relief ASR-After stress relief

RDE Inspector	Approved by	OTHER
Name:- Eng. Abd-allah Mohammed	Name:	Name:-
Level- II	Grade:	
Date:	Date:	Date:-
Sign.:-	Sign:	Sign.:-

Eng. Abd-el Rahman Gaber
Al-Nour Engineering Services

Al-Noor Engineering Services
Al-Noor Engineering Services
DT, NDT and Supervision Engineering
Eng./ Abdul dayem Ali

Al-Noor Engineering services
النور للخدمات الهندسية
للإختبارات الإتلافية والغير إتلافية والإشراف الهندسي
مهندس /عبدالدايم علي

TEST REPORTS

FOR VENT NO.4

Project Name:

مشروع القطار الكهربائي السريع (العين السخنة -مطروح)- بربخ كم (55+415)

Client:

وزارة النقل - الهيئة العامة للطرق والكباري والنقل البري

Consultant:

مكتب سيسترا للإستشارات الهندسية

Contractor:

شركة الفاروق عمرو وعلي

AES ENGINERING SERVICES
النور للخدمات الهندسية
Giza, El-Haram St. , El-3areesh St. , Building No. 16 , Floor 15
الجيزه - شارع الهرم -شارع العريش -عماره رقم 16 -الدور الثامن -شقه رقم 15
Mob. : (+2)01015130467 - (+2)01205666820
Email: aes.alnoor@gmail.com , Abdou_ali2011@yahoo.com

ULTRASONIC EXAMINATION REPORT

Project Name:	مشروع القطار الكهربائي السريع (العين السخنة - سطروح) - بريج لم [55+415]	AES Form No.	[illegible]
Owner	وزارة النقل - الهيئة العامة للطرق والكباري والنقل البري	Report No.	[illegible]
Consultant	مكتب سيسترا للاستشارات الهندسية	Date:	[illegible]
Contractor	الكاروي مصري وطني	Rev.	[illegible]

Drg. No.:		Mark/Item no:	[illegible]	Joint Type:	[illegible] Th.: 22.7 mm
Reference Procedure Specification:-		[illegible]		Surface Condition:	[illegible]
Surface Temp:		[illegible]		Acceptance criteria:	ASTM
Heat Treatment:		(/)BSR ( ) ASR		Weld Process:	[illegible]

Equipment & Technique

Model:	[illegible]	SL No:	[illegible]	Manufacturer:	[illegible]
Couplant type:	Wall PAPER	Paste	Cable Type:	4 Single Lemo 00 to Lemo 1 in Length	
Basic calibration Block:			V1/2M1, V2/10W	Calibration block:	V1
Search Unit:			Manufacture: GE	Technique:	Contact Manual

Angle	0	45	60	70
SL No				134/97
Dimension				.62"x.62"
Frequency				2.25 MHZ
Sensitivity				92
Ref gain				52
Range				150/360

Joint Sketch

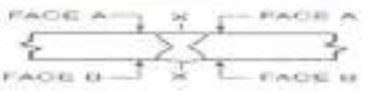

Scanning Employed From: A

Calibration sheet attached: ( ) Yes (/) No

Item/Mark No.	Joint No.	Thickness	Welder ID	% of inspection	Evaluation / mm			Result
					Type	Length	Depth	
Vent 4	L 1(0-2.5)	22.7 mm	A.P.W.C.S	100%	.....			Acc.
	L 2(2.5-5)	22.7 mm	A.P.W.C.S	100%	.....			Acc.
	L 3(5-7.5)	22.7 mm	A.P.W.C.S	100%	.....			Acc.
	L 4(7.5-10)	22.7 mm	A.P.W.C.S	100%	.....			Acc.
	L 5(10-12.5)	22.7 mm	A.P.W.C.S	100%	.....			Acc.
	L 6(12.5-15)	22.7 mm	A.P.W.C.S	100%	.....			Acc.
	L 7(15-17.5)	22.7 mm	A.P.W.C.S	100%	.....			Acc.
	L8(17.5-20)	22.7 mm	A.P.W.C.S	100%	.....			Acc.
	L 9(20-22.5)	22.7 mm	A.P.W.C.S	100%	.....			Acc.
	L 10(22.5-25)	22.7 mm	A.P.W.C.S	100%	.....			Acc.

Remarks:- A.P.W.C.S ==== As per welder certificate supplied to us.

Ultrasonic Welding Map

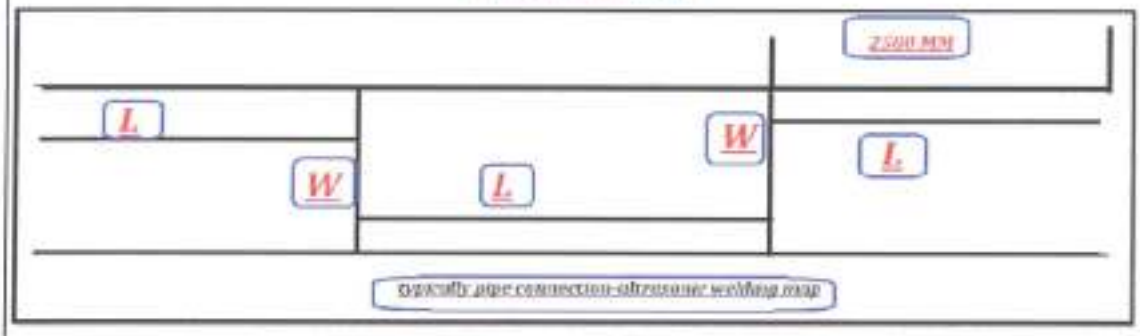

CR-Crack IP-incomplete penetration IF- Incomplete Fusion SL-Slag P-porosity
EP- Excess penetration CP- Cluster Porosity CON- Concavity
BSR- Before stress relief ASR-After stress relief

NDE Inspector	Approved By	OTHER
Name:- Eng. Abd-allah Mohammed	Name:	Name:-
Level:- II	Level:	
Date:-	Date:	Date:-
Sign.:-	Sign.:-	Sign.:-

Eng. Abdul Rayem Ali
GM. & CEO
Nasr Engineering Services

ULTRASONIC EXAMINATION REPORT

Project Name:	مشروع القطار الكهربائي السريع (العين السخنة-مطروح) - برج ام (55+115)	AES Form No.	[illegible]
Owner	وزارة النقل - الهيئة العامة للطرق والكباري والنقل البري	Report No.	[illegible]
Consultant	مكتب سيستراكا للاستشارات الهندسية	Date:	[illegible]
Contractor	الفاروق عمرو وهاني	Rev.	0

Drg. No :		Mark/Item no:	As below	Joint Type: Butt/ Fillet	Th.: 22.7 mm
Reference Procedure Specification:-			[illegible]	Surface Condition :	Ground
Surface Temp:		Room Temp.		Acceptance criteria:	AWS
Heat Treatment:		(/)BSR ( ) ASR		Weld Process:	FCAW

Equipment & Technique

Model:	[illegible]	SL No:	[illegible]	Manufacturer:	Olympus
Couplant type:	Wall PAPER / Paste		Cable Type :	4 Single Lemo 00 to Lemo 1 in Length	
Basic calibration Block:			V1(IIW) V2(IIW)	Calibration block:	F1
Search Unit :			Manufacture: GE	Technique :	Contact Manual

Angle	0	45	60	70
SL No				174/87
Dimension				.62"x.62"
Frequency				2.25 MHZ
Sensitivity				52
Rel gain				52
Range				125x100

Joint Sketch

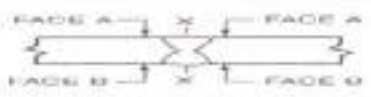

Scanning Employed From : A

Calibration sheet attached: ( ) Yes (/) No

Item/Mark No.	Joint No.	Thickness	Welder ID	% of inspection	Evaluation / mm			Result
					Type	Length	Depth	
Vent 4	L 11(25-27.5)	22.7 mm	A.P.W.C.S	100%	.....			Acc.
	L 12(27.5-30)	22.7 mm	A.P.W.C.S	100%	.....			Acc.
	L 13(30-32.5)	22.7 mm	A.P.W.C.S	100%	.....			Acc.
	L 14(32.5-35)	22.7 mm	A.P.W.C.S	100%	.....			Acc.
	L 15(35-37.5)	22.7 mm	A.P.W.C.S	100%	.....			Acc.
	L 16(37.5-40)	22.7 mm	A.P.W.C.S	100%	.....			Acc.
	L 17(40-42.5)	22.7 mm	A.P.W.C.S	100%	.....			Acc.
	L18(42.5-45)	22.7 mm	A.P.W.C.S	100%	.....			Acc.
	L19(45-47.5)	22.7 mm	A.P.W.C.S	100%	.....			Acc.
	L 20(47.5-50)	22.7 mm	A.P.W.C.S	100%	.....			Acc.

Remarks:- A.P.W.C.S >>>> As per welder certificate submitted to us.

Ultrasonic Welding Map

CR-Crack IP-incomplete penetration IF-Incomplete Fusion SL-Slag P-porosity
BP- Excess penetration CP- Cluster Porosity CON- Concavity
BSR- Before stress relief ASR-After stress relief

NDE Inspector	Approved by	OTHER
Name:- Eng. Abdallah Mohammed	Name: Eng. Abdul Dayem Ali	Name:-
Level:- II	Level: GM & CEO	
Date:-	Date: Al-Noor Engineering Services	Date:-
Sign:-	Sign:	Sign:-

ULTRASONIC EXAMINATION REPORT

Project Name:	مشروع القطار الكهربائي السريع (الخط السطحي-مطروح) - برج ام (55+415)	AES Form No.	[illegible]
Owner	وزارة النقل - الهيئة العامة للطرق والكباري والنقل البري	Report No.	[illegible]
Consultant	مكتب سيسترا للاستشارات الهندسية	Date:	[illegible]
Contractor	الفاروق عمرو وشلي	Rev.	[illegible]

Drg. No.:		Mark/Item no:	[illegible]	Joint Type:	[illegible] Th.: 22.7 mm
Reference Procedure Specification:		[illegible]		Surface Condition:	[illegible]
Surface Temp:	[illegible]			Acceptance criteria:	AWS
Heat Treatment:		[ ] BSR [ ] ASR		Weld Process:	FCAW

Equipment & Technique

Model:	[illegible]	SL No:	[illegible]	Manufacturer:	China
Couplant type:	Wall PAPER / Paste		Cable Type:	4 Single Lemo 00 to Lemo 1 in Length	
Basic calibration Block:			V1(IIW) V2(IIW)	Calibration block:	V1
Search Unit:			Manufacturer: GB	Technique:	Contact Manual

Angle	0	45	60	70
SL No				134/87
Dimension				.62"x.62"
Frequency				2.25 MHZ
Sensitivity				52
Ref gain				52
Range				1566MM

Joint Sketch

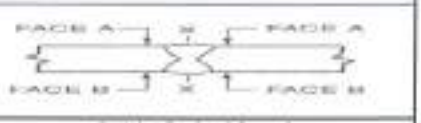

Scanning Employed From : A

Calibration sheet attached: [ ] Yes [/] No

Item/Mark No.	Joint No.	Thickness	Welder ID	% of inspection	Evaluation / mm Type	Length	Depth	Result
Vent 4	L 21(50-52.5)	22.7 mm	A.P.W.C.S	100%	.....			Acc.
	L 22(52.5-55)	22.7 mm	A.P.W.C.S	100%	.....			Acc.
	L 23(55-57.5)	22.7 mm	A.P.W.C.S	100%	.....			Acc.
	L 24(57.5-60)	22.7 mm	A.P.W.C.S	100%	.....			Acc.
	L 25(60-62.5)	22.7 mm	A.P.W.C.S	100%	.....			Acc.
	L 26(62.5-65)	22.7 mm	A.P.W.C.S	100%	.....			Acc.
	L 27(65-67.5)	22.7 mm	A.P.W.C.S	100%	.....			Acc.
	L28(67.5-70)	22.7 mm	A.P.W.C.S	100%	.....			Acc.
	L29(70-72.5)	22.7 mm	A.P.W.C.S	100%	.....			Acc.
	L 30(72.5-75)	22.7 mm	A.P.W.C.S	100%	.....			Acc.

Remarks:- A.P.W.C.S <<<< As per welder certificate supplied to us.

Ultrasonic Welding Map

CR-Crack IP-incomplete penetration IF-Incomplete Fusion SL-Slag P-porosity
EP-Excess penetration CP-Cluster Porosity CON-Concavity
BSR-Before stress relief ASR-After stress relief

NDE Inspector	Approved by	OTHER
Name:- Eng. Abd allah Mahmoud	Name:	Name:-
Level- II	Level:	
Date:-	Date:	Date:-
Sign.:-	Sign.:-	Sign.:-

Eng. Abdul Gawad Ali

ULTRASONIC EXAMINATION REPORT

Project Name:	مشروع القطار الكهربائي السريع (الخط السطحي مطروح) - برج ام (55+415)	AES Form No.	[illegible]
Owner	وزارة النقل - الهيئة العامة للطرق والكباري والنقل البري	Report No.	[illegible]
Consultant	مكتب سيستر للاستشارات الهندسية	Date:	[illegible]
Contractor	الفاروق عمرو وطني	Rev.	[illegible]

Drg. No:		Mark/Item no:	As Below	Joint Type:	Butt/ Fillet
Thk:	22.7 mm	Reference Procedure/Specification:		Surface Condition:	Brushed
Surface Temp:	Room Temp.	Acceptance criteria		Heat Treatment:	[ ] BSR [ ] ASR
Weld Process:	FCAW				

Equipment & Technique

Model:	[illegible]	SL No:	[illegible]	Manufacturer:	[illegible]
Couplant type:	Wall PAPER / Paste	Cable Type:		4 Single Lemo 00 to Lemo 1 m Length	
Basic calibration Block:		V1(IIW) V2(IIW)		Calibration block	V1
Search Unit:		Manufacture: GE		Technique:	Contact Manual

Angle	0	45	60	70
SL No				114/67
Dimension				.62"x.62"
Frequency				2.25 MHZ
Sensitivity				52
Ref gain				52
Range				150&500

Joint Sketch

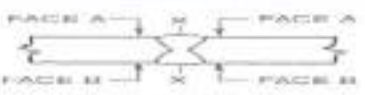

Scanning Deployed From : A

Calibration sheet attached: [ ] Yes [/] No

Item/Mark No.	Joint No.	Thickness	Welder ID	% of Inspection	Evaluation / mm Type	Length	Depth	Result
Vent 4	L 31(75-77.5)	22.7 mm	A.P.W.C.S	100%	.....			Acc.
	L 32(77.5-80)	22.7 mm	A.P.W.C.S	100%	.....			Acc.
	L 33(80-82.5)	22.7 mm	A.P.W.C.S	100%	.....			Acc.
	L 34(82.5-85)	22.7 mm	A.P.W.C.S	100%	.....			Acc.
	L 35(85-87.5)	22.7 mm	A.P.W.C.S	100%	.....			Acc.
	L 36(87.5-90)	22.7 mm	A.P.W.C.S	100%	.....			Acc.
	L 37(90-92.5)	22.7 mm	A.P.W.C.S	100%	.....			Acc.
	L38(92.5-95)	22.7 mm	A.P.W.C.S	100%	.....			Acc.
	L39(95-97.5)	22.7 mm	A.P.W.C.S	100%	.....			Acc.
	L 40(97.5-100)	22.7 mm	A.P.W.C.S	100%	.....			Acc.

Remarks:- A.P.W.C.S >>>> As per welder certificate supplied to us.

Ultrasonic Welding Map

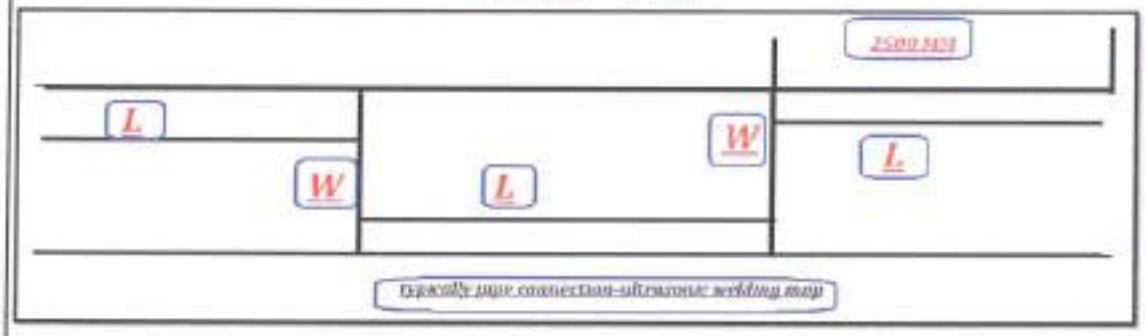

CR-Crack IP-incomplete penetration IF- Incomplete Fusion SL-Slag P-porosity
EP- Excess penetration CP- Cluster Porosity CON- Concavity
BSR- Before stress relief ASR- After stress relief

NDE Inspector	Approved by	OTHER
Name:- Eng. Abd allah Mohammed	Name:-	Name:-
Level:- II	Level:-	
Date:-	Date:-	Date:-
Sign:-	Sign:-	Sign:-

Al-Noor Engineering

ULTRASONIC EXAMINATION REPORT

Project Name:	مشروع للقطار الكهربائي السريع [العين السخنة -مطروح]- برج ام (55+415)	AES Form No.	AES F-006
Owner	وزارة النقل - الهيئة العامة للطرق والكباري والنقل البري	Report No.	AES-UT-045
Consultant	مكتب سيستر للاستشارات الهندسية	Date:	17/11/2023
Contractor	الفاروق عمرو وعلي	Rev.	0

Drg. No.:		Mark/Item no:	As below	Joint Type:	Butt/ Fillet
Thk.:	22.7 mm	Reference Procedure Specification:		Surface Condition:	Brushed
Surface Temp:	Room Temp.	Acceptance criteria:	AWS	Heat Treatment:	(/)BSR ( ) ASR
Weld Process:	FCAW				

Equipment & Technique

Model:	[illegible]	Sl. No:	[illegible]	Manufacturer:	China
Couplant type:	Wall PAPER	Paste	Cable Type:	4 Single Lemo 00 to Lemo 1 in Length	
Basic calibration Block:			C1(IIW) V2(IIW)	Calibration Block:	C1
Search Unit:			Manufacture: UK	Technique:	Contact Manual

Angle	0	45	60	70
Sl. No				134/57
Dimension				8.2' x 8.2'
Frequency				2.25 MHz
Sensitivity				52
Ref gain				52
Range				150/300

Joint Sketch

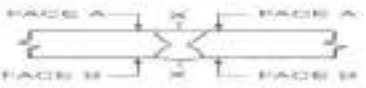

Scanning Employed From: A

Calibration sheet attached: ( ) Yes (/) No

Item/Mark No.	Joint No.	Thickness	Welder ID	% of Inspection	Evaluation / mm Type	Length	Depth	Result
Vent 4	L 41(100-102.5)	22.7 mm	A.P.W.C.S	100%	.....			Acc.
	L 42(102.5-105)	22.7 mm	A.P.W.C.S	100%	.....			Acc.
	L 43(105-107.5)	22.7 mm	A.P.W.C.S	100%	.....			Acc.
	L 44(107.5-110)	22.7 mm	A.P.W.C.S	100%	.....			Acc.
	L 45(110-112.5)	22.7 mm	A.P.W.C.S	100%	.....			Acc.
	L 46(112.5-115)	22.7 mm	A.P.W.C.S	100%	.....			Acc.
	L 47(115-117.5)	22.7 mm	A.P.W.C.S	100%	.....			Acc.
	L48(117.5-120)	22.7 mm	A.P.W.C.S	100%	.....			Acc.
	L49(120-122.5)	22.7 mm	A.P.W.C.S	100%	.....			Acc.
	L 50(122.5-125)	22.7 mm	A.P.W.C.S	100%	.....			Acc.

Remarks:- A.P.W.C.S >>>> As per welder certificate submitted to us.

Ultrasonic Welding Map

CR-Crack IP-incomplete penetration IF- Incomplete Fusion SL-Slag P-porosity
EP- Excess penetration CP- Cluster Porosity CON- Concavity
BSR- Before stress relief ASR- after stress relief

NDE Inspector	Approved by	OTHER
Name:- Eng. Abd allah Mohammed	Name:-	Name:-
Level:- II	Level:-	
Date:-	Date:-	Date:-
Sign.:-	Sign.:-	Sign.:-

ULTRASONIC EXAMINATION REPORT

Project Name:	مشروع القطار الكهربائي السريع (العين السخنة -طريق) - بريج كم (55+815)	AES Form No.	[illegible]
Owner	وزارة النقل - الهيئة العامة لطرق والكباري والنقل البري	Report No.	[illegible]
Consultant	مكتب سيشرا للاستشارات الهندسية	Date:	[illegible]
Contractor	الفاروق عمرو وعلي	Rev.	[illegible]

Drg. No.:		Mark/Item no:	As Below	Joint Type:	Butt/Fillet
Th.:	22.7 mm	Reference Procedure Specification:	[illegible]	Surface Condition:	Brushed
Surface Temp:	Room Temp.	Acceptance criteria:	ASME	Heat Treatment:	( ) BSR ( ) ASR
Weld Process:	FCAW				

Equipment & Technique

Model:	[illegible]	SL No:	[illegible]	Manufacturer:	China
Couplant type:	WALPAPER	Paste	Cable Type:	4 Single Lemo 00 to Lemo 1 in Length	
Basic calibration Block:			V1(UW) V2(UW)	Calibration block:	V1
Search Unit:			Manufacture: GE	Technique:	Contact Manual

Angle	0	45	60	70
SL No				134/67
Dimension				.82"x.62"
Frequency				2.25 MHZ
Sensitivity				52
Ref gain				52
Range				150&360

Joint Sketch

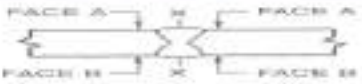

Scanning Employed From: A

Calibration sheet attached: ( ) Yes (/) No

Item/Mark No.	Joint No.	Thickness	Welder ID	% of inspection	Evaluation / mm Type	Length	Depth	Result
Vent 4	L51(125-127.5)	22.7 mm	A.P.W.C.S	100%	.....			Acc.
	L 52(127.5-130)	22.7 mm	A.P.W.C.S	100%	.....			Acc.
	L 53(130-132.5)	22.7 mm	A.P.W.C.S	100%	.....			Acc.
	L 54(132.5-135)	22.7 mm	A.P.W.C.S	100%	.....			Acc.
	L 55(135-137.5)	22.7 mm	A.P.W.C.S	100%	.....			Acc.
	L 56(137.5-140)	22.7 mm	A.P.W.C.S	100%	.....			Acc.
	L 57(140-142.5)	22.7 mm	A.P.W.C.S	100%	.....			Acc.
	L58(142.5-145)	22.7 mm	A.P.W.C.S	100%	.....			Acc.
	L59(145-147.5)	22.7 mm	A.P.W.C.S	100%	.....			Acc.
	L 60(147.5-150)	22.7 mm	A.P.W.C.S	100%	.....			Acc.

Remarks: A.P.W.C.S ==== As per welder certificate inputted in us.

Ultrasonic Welding Map

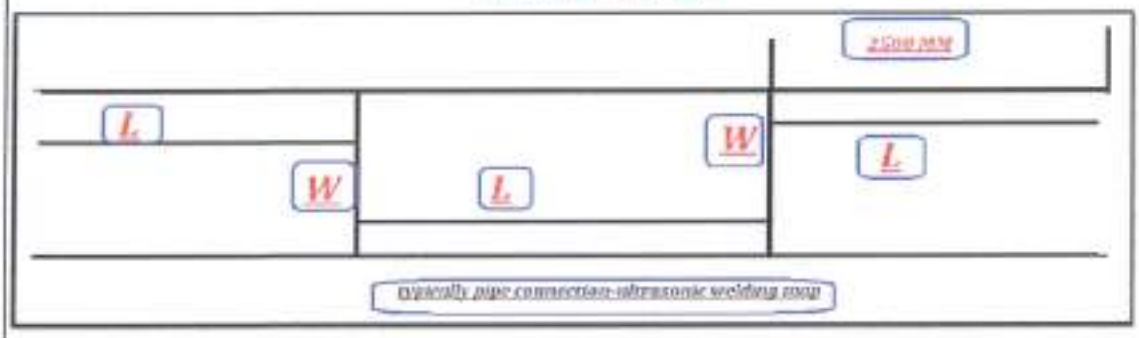

CR-Crack IP-incomplete penetration IF- Incomplete Fusion SL-Slag Porosity

EP- Excess penetration CP- Cluster Porosity CON- Concavity

BSR- Before stress relief ASR-After stress relief

MDE Inspector	Approved by	OTHER
Name:- Eng. Abd allah Mohammed	Name:	Name:
Level:- II	Level:	
Date:	Date:	Date:-
Sign.:-	Sign:	Sign:-

ULTRASONIC EXAMINATION REPORT

Project Name:	مشروع الطريق الكهربائي السريع (العين السخنة -مطروح) - برج رقم (55+815)	AES Form No.	[illegible]
Owner	وزارة النقل - الهيئة العامة للطرق والكباري والنقل البري	Report No.	[illegible]
Consultant	مكتب ميسترا للاستشارات الهندسية	Date:	[illegible]
Contractor	الفاروق عمرو وهاني	Rev.	[illegible]

Drg. No.:		Mark/Item no:	As below	Joint Type:	Butt - Plate
Thk:	22.7 mm	Reference Procedure Specification:-	[illegible]	Surface Condition:	Brushed
Surface Temp:	Room Temp.	Acceptance criteria:	AWS	Heat Treatment:	( ) BHR ( ) ASR
Weld Process:	FCAW				

Equipment & Technique

Model:	[illegible]	SL No:	[illegible]	Manufacturer:	China
Couplant type:	Wall PAPER / Paste	Cable Type:	4 Single Lemo 00 to Lemo 1 m Length		
Basic calibration Block:		V1(IIW), V2(IIW)	Calibration block:	V1	
Search Unit:		Manufacture: GE	Technique:	Contact Manual	

Angle	0	45	60	70
SL No				134/67
Dimension				.62"x.62"
Frequency				2.25 MHZ
Sensitivity				52
Ref gain				52
Range				150x300

Joint Sketch

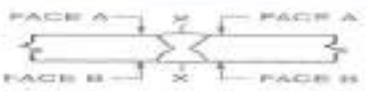

Scanning Employed From: A

Calibration sheet attached ( ) Yes (/) No

Item/Mark No.	Joint No.	Thickness	Welder ID	% of inspection	Evaluation / mm Type	Length	Depth	Result
Vent 4	W 1(2.5)	22.7 mm	A.P.W.C.S	100%	.....			Acc.
	W2(5)	22.7 mm	A.P.W.C.S	100%	.....			Acc.
	W3(7.5)	22.7 mm	A.P.W.C.S	100%	.....			Acc.
	W4(10)	22.7 mm	A.P.W.C.S	100%	.....			Acc.
	W5(12.5)	22.7 mm	A.P.W.C.S	100%	.....			Acc.
	W6(15)	22.7 mm	A.P.W.C.S	100%	.....			Acc.
	W 7(17.5)	22.7 mm	A.P.W.C.S	100%	.....			Acc.
	W8(20)	22.7 mm	A.P.W.C.S	100%	.....			Acc.
	W9(22.5)	22.7 mm	A.P.W.C.S	100%	.....			Acc.
	W10(25)	22.7 mm	A.P.W.C.S	100%	.....			Acc.
Remarks:-	A.P.W.C.S >>>> As per welder certificate supplied to us.							

Ultrasonic Welding Map

CR-Crack IP-incomplete penetration IF- Incomplete Fusion SL-Slag P-porosity
EP- Excess penetration CP- Cluster Porosity CRN- Concavity
BSR- Before stress relief ASR- After stress relief

MDE Inspector	Approved By	OTHER
Name:- Eng. Abd allah Mohammed	Name:-	Name:-
Level:- II	Level:-	
Date:-	Date:-	Date:-
Sign:-	Sign:-	Sign:-

Eng. Abdul Dayem Ali
CM & CSO
AES Engineering Services

ULTRASONIC EXAMINATION REPORT

Project Name:	مشروع القطار الكهربائي السريع (العين السخنة -مطروح) - بريج كم (55+815)	AES Form No.	[illegible]
Owner	وزارة النقل - الهيئة العامة للطرق والكباري والنقل البري	Report No.	[illegible]
Consultant	مكاتب سيسترا للاستشارات الهندسية	Date:	[illegible]
Contractor	الفاروق محرر وخلي	Rev.	0

Dwg. No.:		Mark/Item no:	As below	Joint Type:	Butt/ Fillet
Thk.:	22.7 mm	Reference Procedure Specification:-	[illegible]	Surface Condition:	Brushed
Surface Temp:	Room Temp	Acceptance criteria:	AWS	Heat Treatment:	( ) BSR ( ) ASR
Weld Process:	FCAW				

Equipment & Technique

Model:	[illegible]	SL No:	[illegible]	Manufacturer:	[illegible]
Couplant type:	Wall PAPER / Paste	Cable Type:	4 Single Lemo 00 to Lemo 1 m Length		
Basic calibration Block:		V1(IIW) V2(IIW)	Calibration block:	V1	
Search Unit:		Manufacturer: GE	Technique:	Contact Manual	

Angle	0	45	60	70
Sl. No				134/67
Dimension				.62"x.62"
Frequency				2.25 MHZ
Sensitivity				52
Ref gain				52
Range				150&300

Joint Sketch

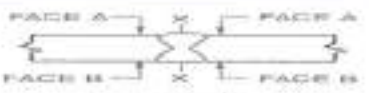

Scanning Employed From : A

Calibration sheet attached: ( ) Yes (/) No

Item/Mark No.	Joint No.	Thickness	Welder ID	% of Inspection	Evaluation / mm Type	Length	Depth	Result
Vent 4	W 11(27.5)	22.7 mm	A.P.W.C.S	100%	.....			Acc.
	W12(30)	22.7 mm	A.P.W.C.S	100%	.....			Acc.
	W13(32.5)	22.7 mm	A.P.W.C.S	100%	.....			Acc.
	W14(35)	22.7 mm	A.P.W.C.S	100%	.....			Acc.
	W15(37.5)	22.7 mm	A.P.W.C.S	100%	.....			Acc.
	W16(40)	22.7 mm	A.P.W.C.S	100%	.....			Acc.
	W 17(42.5)	22.7 mm	A.P.W.C.S	100%	.....			Acc.
	W18(45)	22.7 mm	A.P.W.C.S	100%	.....			Acc.
	W19(47.5)	22.7 mm	A.P.W.C.S	100%	.....			Acc.
	W120(50)	22.7 mm	A.P.W.C.S	100%	.....			Acc.
Remarks:-	A.P.W.C.S >>>> As per welder certificate signed in [illegible]							

Ultrasonic Welding Map

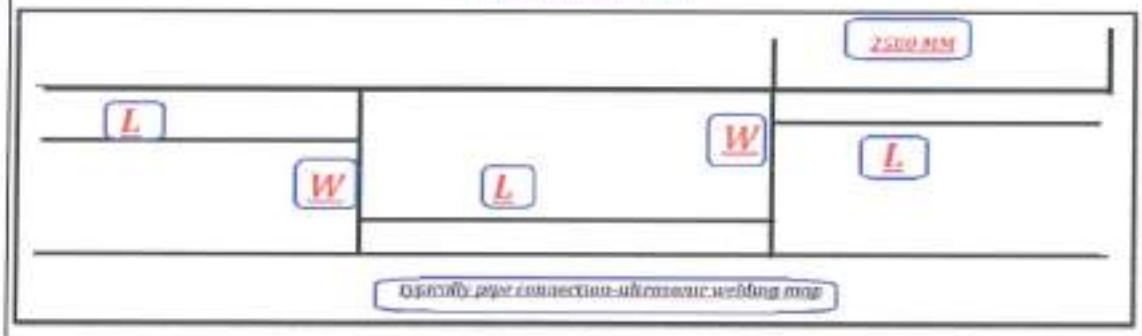

CR-Crack IP-Incomplete penetration IF- Incomplete Fusion SL-Slag P-porosity
EP- Excess penetration CP- Cluster Porosity CON- Concavity
BSR- Before stress relief ASR-After stress relief

MDE Inspector	Approved by	OTHER
Name:- Eng. Abd allah Mohammed	Name:-	Name:-
Level:- II	Level:-	
Date:-	Date:-	Date:-
Sign:-	Sign:-	Sign:-

Eng. Abdul Dayem Ali
GM & CEO
Al Noor Engineering Services

ULTRASONIC EXAMINATION REPORT

Project Name:	مشروع الفكر الكهربائي السريع (الخين السطلة مطروح) - بريج ام (55+815)	AES Form No.	[illegible]
Owner	وزارة النقل - الهيئة العامة للطرق والكباري والنقل البري	Report No.	[illegible]
Consultant	مكتب سيستر للاستشارات الهندسية	Date:	[illegible]
Contractor	الفاروق حمرو وخلي	Rev.	[illegible]

Drg. No :		Mark/Item no:	[illegible]	Joint Type:	[illegible] Tk.: [illegible]
Reference Procedure Specification:		[illegible]		Surface Condition:	Brushed
Surface Temp:	[illegible]		Acceptance criteria:	AWS	
Heat Treatment:	( ) BSR ( ) ASR		Weld Process:	[illegible]	

Equipment & Technique

Model:	[illegible]	SL No:	[illegible]	Manufacturer:	[illegible]
Couplant type:	Wall PAPER / Paste		Cable Type :	6 Single Lemo 00 to Lemo 1 m Length	
Basic calibration Block:			V1(IIW) V2(IIW)	Calibration block:	V1
Search Unit :			Manufacture: GE	Technique :	Contact Manual

Angle	0	45	60	70
SL No				134/67
Dimension				.62"x.82"
Frequency				2.25 MHZ
Sensitivity				52
Ref gain				52
Range				150&300

Joint Sketch

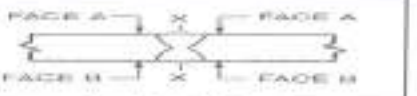

Scanning Employed From : A

Calibration sheet attached: ( ) Yes (/) No

Item/Mark No.	Joint No.	Thickness	Welder ID	% of inspection	Evaluation / mm: Type	Length	Depth	Result
Vent 4	W 21(52.5)	22.7 mm	A.P.W.C.S	100%	.....			Acc.
	W22(55)	22.7 mm	A.P.W.C.S	100%	.....			Acc.
	W23(57.5)	22.7 mm	A.P.W.C.S	100%	.....			Acc.
	W24(60)	22.7 mm	A.P.W.C.S	100%	.....			Acc.
	W25(62.5)	22.7 mm	A.P.W.C.S	100%	.....			Acc.
	W26(65)	22.7 mm	A.P.W.C.S	100%	.....			Acc.
	W 27(67.5)	22.7 mm	A.P.W.C.S	100%	.....			Acc.
	W28(70)	22.7 mm	A.P.W.C.S	100%	.....			Acc.
	W29(72.5)	22.7 mm	A.P.W.C.S	100%	.....			Acc.
	W30(75)	22.7 mm	A.P.W.C.S	100%	.....			Acc.

Remarks:- A.P.W.C.S >>>> As per welder certificate supplied to us.

Ultrasonic Welding Map

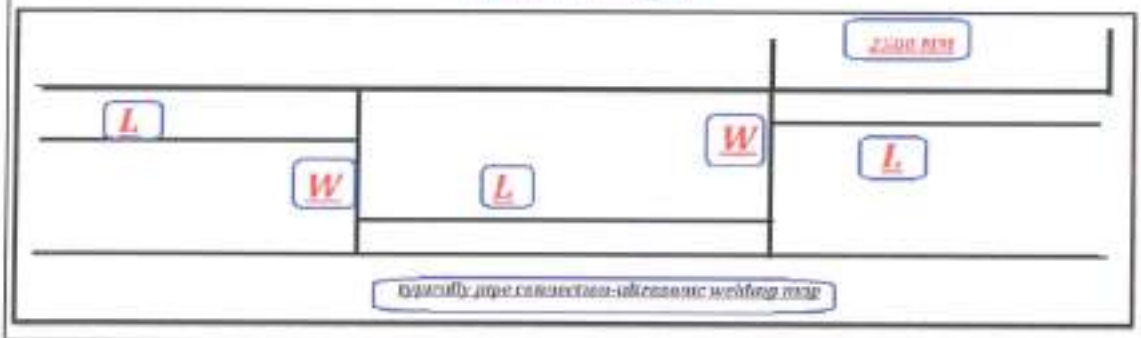

CR-Crack IP-incomplete penetration IF- Incomplete Fusion SL-Slag P-porosity
EP- Excess penetration CP- Cluster Porosity CON- Concavity
BSR- Before stress relief ASR-After stress relief

NDE Inspector	Approved by	OTHER
Name:- Eng. Abd allah Mohammed	Name:-	Name:-
Level:- II	Level:-	
Date:-	Date:-	Date:-
Sign:-	Sign:-	Sign:-

Eng. Abdul Salyem Ali
GM & CEO
Al-Nasser Engineering Services

ULTRASONIC EXAMINATION REPORT

Project Name:	مشروع تقاطع الكوبري السريع (الحي السكني -مطروح) - برج ام (55+415)	ABS Form No.	[illegible]
Owner	وزارة النقل - الهيئة العامة لطرق والكباري والنقل البري	Report No.	[illegible]
Consultant	مكتب ميسترا للاستشارات الهندسية	Date:	[illegible]
Contractor	الفاروق خدرو وخلي	Rev.	[illegible]

Drg. No:		Mark/Item no:	[illegible]	Joint Type:	[illegible]
Thk:	[illegible] mm	Reference Procedure Spec/Evaluation:	[illegible]	Surface Condition:	[illegible]
Surface Temp:	[illegible]	Acceptance criteria:	[illegible]	Heat Treatment:	( ) BSR ( ) ASR
Weld Process:	[illegible]				

Equipment & Technique

Model:	[illegible]	SL No:	[illegible]	Manufacturer:	[illegible]
Couplant type:	Wall PAPER / Paste	Cable Type:	4 Single Lemo 00 to Lemo 1 m Length		
Basic calibration Block:		V1(IIW) V2(IIW)	Calibration block:	V1	
Search Unit:		Manufacture: (2)	Technique:	Contact Manual	

Angle	[illegible]	[illegible]	[illegible]	[illegible]
SL No				134/67
Dimension				.62"x.62"
Frequency				2.25 MHZ
Sensitivity				52
Ref gain				52
Range				250/350

Joint Sketch

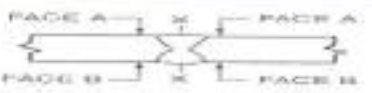

Scanning Employed From : A

Calibration sheet attached: [ ] Yes [/] No

Item/Mark No.	Joint No.	Thickness	Welder ID	% of inspection	Evaluation / mm Type	Length	Depth	Result
Vent 4	W 31(77.5)	22.7 mm	A.P.W.C.S	100%	.....			Acc.
	W32(80)	22.7 mm	A.P.W.C.S	100%	.....			Acc.
	W33(82.5)	22.7 mm	A.P.W.C.S	100%	.....			Acc.
	W34(85)	22.7 mm	A.P.W.C.S	100%	.....			Acc.
	W35(87.5)	22.7 mm	A.P.W.C.S	100%	.....			Acc.
	W36(90)	22.7 mm	A.P.W.C.S	100%	.....			Acc.
	W 37(92.5)	22.7 mm	A.P.W.C.S	100%	.....			Acc.
	W38(95)	22.7 mm	A.P.W.C.S	100%	.....			Acc.
	W39(97.5)	22.7 mm	A.P.W.C.S	100%	.....			Acc.
	W40(100)	22.7 mm	A.P.W.C.S	100%	.....			Acc.

Remarks:- A.P.W.C.S >>>> As per welder certificate submitted to us.

Ultrasonic Welding Map

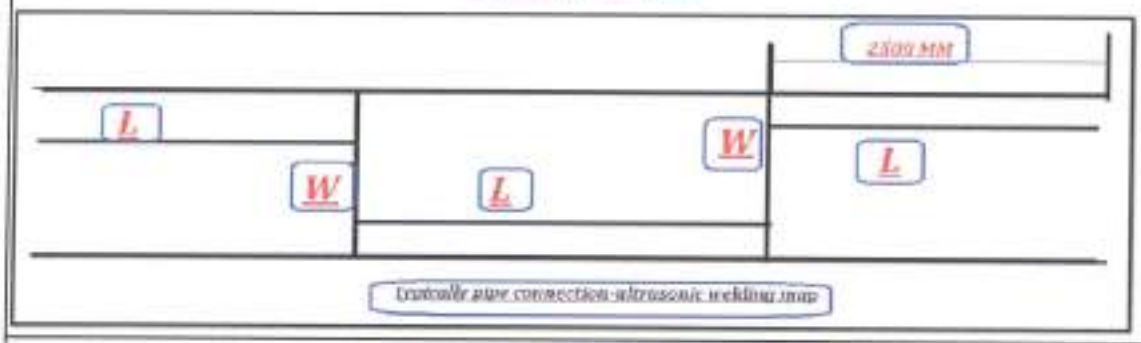

CR-Crack IP-incomplete penetration IF- Incomplete Fusion SL-Slag P-porosity
EP- Excess penetration CP- Cluster Porosity CON- Concavity
BSR- Before stress relief ASR-After stress relief

NDE Inspector	Approved by	OTHER
Name:- Eng. Abd allah Mohammed	Name:- Eng. Abdul Dayem Ali	Name:-
Level:- II	Level:- GM & CEO	
Date:-	Date:- Al-Noor Engineering Services	Date:-
Sign:-	Sign:-	Sign:-

ULTRASONIC EXAMINATION REPORT

Project Name:	مشروع القطار الكهربائي السريع (الخط السلطة حطروح) - بريع ام (55+415)	AES Form No.	AES-F-006
Owner	وزارة النقل - الهيئة العامة للطرق والكباري والنقل البري	Report No.	AES-UT-011
Consultant	مكتب سيستر للاستشارات الهندسية	Date:	17/11/2015
Contractor	الفاروق عمرو وعلي	Rev.	0

Dwg. No.:		Mark/Item no:	Acrylic	Joint Type:	Butt/Fillet	Th:	22.7 mm
Reference Procedure Specification:-			AES-UT-001	Surface Condition:			Brushed
Surface Temp:		Room Temp.		Acceptance criteria:			AWS
Heat Treatment:		( ) BSR ( ) ASR		Weld Process:			FCAW

Equipment & Technique

Model:	CTS-9001	SL No:	0311051120	Manufacturer:	China
Couplant type:	Wall PAPER	Paste	Cable Type:	4 Single Lemo (R) to Lemo ( ) in Length	
Basic calibration Block:			V1(IIW) V2(IIW)	Calibration block:	V1
Search Unit:			Manufacturer: GE	Technique:	Contact Manual
Angle	0	45	60	70	Joint Sketch
SL No				234/67	
Dimension				.02"x.02"	
Frequency				2.25 MHZ	
Sensitivity				52	
Ref gain				52	
Range				100/360	Scanning Employed From : A

Calibration sheet attached: [ ] Yes (/) No

Item/Mark No.	Joint No.	Thickness	Welder ID	% of inspection	Evaluation / mm			Result
					Type	Length	Depth	
Vent 4	W 41(102.5)	22.7 mm	A.P.W.C.S	100%	.....			Acc.
	W42(105)	22.7 mm	A.P.W.C.S	100%	.....			Acc.
	W43(107.5)	22.7 mm	A.P.W.C.S	100%	.....			Acc.
	W44(110)	22.7 mm	A.P.W.C.S	100%	.....			Acc.
	W45(112.5)	22.7 mm	A.P.W.C.S	100%	.....			Acc.
	W46(115)	22.7 mm	A.P.W.C.S	100%	.....			Acc.
	W 47(117.5)	22.7 mm	A.P.W.C.S	100%	.....			Acc.
	W48(120)	22.7 mm	A.P.W.C.S	100%	.....			Acc.
	W49(122.5)	22.7 mm	A.P.W.C.S	100%	.....			Acc.
	W50(125)	22.7 mm	A.P.W.C.S	100%	.....			Acc.
Remarks:-	A.P.W.C.S >>>> As per welder certificate supplied to us.							

Ultrasonic Welding Map

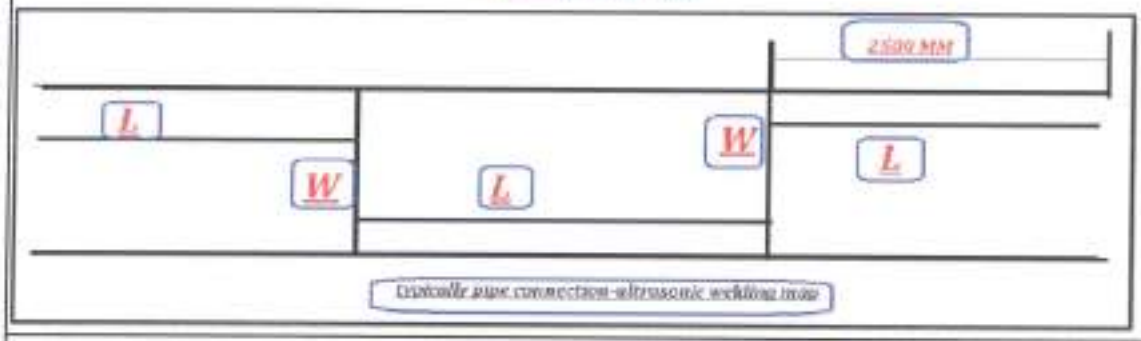

CR-Crack IP-incomplete penetration IF- Incomplete Fusion SL-Slag P-porosity
EP- Excess penetration CP- Cluster Porosity CON- Crateering
BSR- Before stress relief ASR-After stress relief

NDE Inspector	Approved by	OTHER
Name:- Eng. Abd allah Mohammed	Name:- Eng. Abdul Qayum Ali	Name:-
Level:- II	Level:- GM & CEO	
Date:-	Date:-	Date:-
Sign:-	Sign:- AES Engineering Services	Sign:-

ULTRASONIC EXAMINATION REPORT

Project Name:	مشروع القطار الكهربائي السريع (أعمال السكة -خطوط) -مربع لم (53+815)	ARS Form No.	[illegible]
Owner	وزارة النقل - الهيئة العامة للطرق والكباري والنقل البري	Report No.	[illegible]
Consultant	مكتب سيستر للاستشارات الهندسية	Date:	[illegible]
Contractor	الفاروق عمرو وشي	Rev.	[illegible]

Dwg. No.:		Mark/Item no:	As below	Joint Type:	Butt/ Fillet
Reference Procedure Specification:-		[illegible]	Surface Condition:	Brushed	Th. 22.7 mm
Surface Temp:	Room Temp.	Acceptance criteria:	ASME		
Heat Treatment:	( )BSR ( ) ASR	Weld Process:	[illegible]		

Equipment & Technique

Model:	[illegible]	Sl. No:	[illegible]	Manufacturer:	China
Couplant type:	Wall PAPER / Paste	Cable Type:	4 Single Lemo 00 to Lemo 1 in Length		
Basic calibration Block:		V1(IIW) V2(IIW)	Calibration block:	V1	
Search Unit:		Manufacturer (S)	Technique:	Contact Manual	

Angle	0	45	60	70
Sl. No				134/97
Dimension				22.7x22
Frequency				2.25 MHZ
Sensitivity				52
Ref gain				52
Range				150x360

Joint Sketch

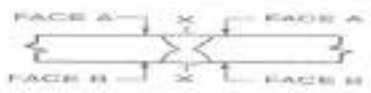

Scanning Employed From : A

Calibration sheet attached: ( ) Yes (/) No

Item/Mark No.	Joint No.	Thickness	Welder ID	% of inspection	Evaluation / mm			Result
					Type	Length	Depth	
Vent 4	W 51(127.5)	22.7 mm	A.P.W.C.S	100%	.....			Acc.
	W52(130)	22.7 mm	A.P.W.C.S	100%	.....			Acc.
	W53(132.5)	22.7 mm	A.P.W.C.S	100%	.....			Acc.
	W54(135)	22.7 mm	A.P.W.C.S	100%	.....			Acc.
	W55(137.5)	22.7 mm	A.P.W.C.S	100%	.....			Acc.
	W56(140)	22.7 mm	A.P.W.C.S	100%	.....			Acc.
	W 57(142.5)	22.7 mm	A.P.W.C.S	100%	.....			Acc.
	W58(145)	22.7 mm	A.P.W.C.S	100%	.....			Acc.
	W59(147.5)	22.7 mm	A.P.W.C.S	100%	.....			Acc.

Remarks:- A.P.W.C.S >>>> As per welder certificate supplied to us.

Ultrasonic Welding Map

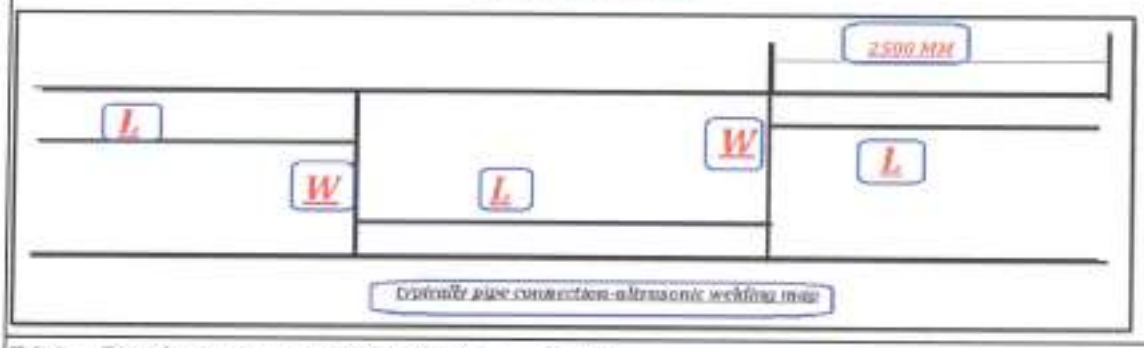

CR-Crack IP-Incomplete penetration IF- Incomplete Fusion SL-Slag P-porosity
EP- Excess penetration CP- Cluster Porosity CON- Concavity
BSR- Before stress relief ASR-After stress relief

MDE Inspector	Approved by	OTHER
Name:- Eng. Abdallah Mohammed	Name:-	Name:-
Level:- II	Level:-	
Date:-	Date:-	Date:-
Sign:-	Sign:-	Sign:-

Eng. Abdul Dayem Ali
GM & CEO
Advanced Engineering Services

عملية برخ عند كم(٤١٥+٥٥)

ضمن مشروع اعمال الجسر الترابى والاعمال الصناعية لمسار القطار الكهربائى السريع (العين السخنة - مطروح)

حصر المستخلص رقم (١)

عن الشركة المنفذه :

مهندس / مجدي صبحي (.....)

الفاروق (عمرو و على)
El Farouk Amr & Ali
ب.ض : ٠٧٦ - ٤١٩ - ٢٩٨ س.ت : ١٥٦٧١
م.ض : ٢٥ - ١٦ - ٣١٠ - ٠٠١٥٣ - ٥

عن مكتب الرائد استشارى المقاول

مهندس / (.....)

عن مكتب سيسترا استشارى المالك

مهندس / (.....)

اسم العملية : عملية بريخ عند كم(55+415)

ضمن مشروع اعمال الجسر الترابى والاعمال الصناعية لمسار القطار الكهربائى السريع (العين السخنة - مطروح)

تنفيذ شركة الفاروق عمرو وعلى

رقم البند	بند الاعمال	عدد القطع	مقاسات			مساحات المكعبات والاوزان		مقادير
			ارتفاع	عرض	طول	جزئى	اجمالى	
١	بالمتر الطولى توريد وتركيب مواسير معدنية بقطر ٧٠ سم وسمك ٢٢ مم حديد رتبة ٥٢							
	محور 1	١			١٥٠,٠٠		١٥٠,٠٠	
	محور 2	١			١٥٠,٠٠		١٥٠,٠٠	
	محور 3	١			١٥٠,٠٠		١٥٠,٠٠	
	محور 4	١			١٥٠,٠٠		١٥٠,٠٠	
	الاجمالي الكلي							٩٠٠,٠٠

ستمائة متر طولي فقط لاغير

مهندس الشركة المنفذه	مهندس استشاري المقاول	مهندس استشاري المالك

الفاروق للاستشارات الهندسية
El Raied For Consulting Engineering
مشروع القطار الكهربائي السريع (العين السخنة - مطروح)

الفاروق (عمرو و على)
El Farouk Amr & Ali
ب ض : ٠٧٦ - ٤١٩ - ٢٩٨ س ت : ١٥٦٧١
م.ض : ٢٥ - ١٦ - ٣١٠ - ٠٠١٥٣ - ٥

اسم العملية : عملية بربخ عند كم(55+415)

ضمن مشروع اعمال الجسر الترابى والاعمال الصناعية لمسار القطار الكهربائى السريع (العين السخنة - مطروح)

تنفيذ شركة الفاروق عمرو وعلى

رقم البند	بند الاعمال	عدد القطع	مقاسات			مساحات المكعبات والاوزان		مقادير
			ارتفاع	عرض	طول	جزئى	إجمالى	
٣	بالمتر الطولى تنظيف وزلبرة الخرسانة القديمة للمواسير القائمة وذلك باستخدام عمالة يدوية ذات كفاءة عالية مدربة للعمل فى اصعب الظروف							
	عدد 4 مواسير خرسانة بطول 150 م قطر 1 م محيط الدائرة = ∏ * ق = 3.14159 * 1 = 3.14159 م	٤	١	٣,١٤١٥٩	١٥٠,٠٠		١٨٨٤,٩٥	
	الاجمالي الكلي							١٨٨٤,٩٥

الف ثمانمائة اربعة وثمانون و ٩٥/١٠٠ متر طولي فقط لا غير

مهندس الشركة المنفذه	مهندس استشاري المقاول	مهندس استشاري المالك

الفاروق (عمرو و على)
El Farouk Amr & Ali
ب ض : ٠٧٦ - ٤١٩ - ٢٩٨ ص ت : ١٥٦٧١
م ض : ٢٥ - ١٦ - ٣١٠ - ٠٠١٥٣ - ٥



SECTIONAL PLAN FOR EXTENSION OF BOX CULVERT AT STATION
FORM WORK DETAILS SCALE 1:50

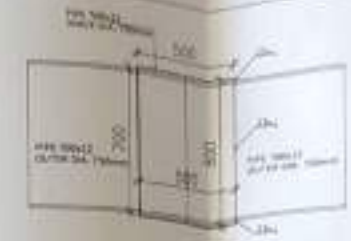

Precautions for steel pipe:-

1- Pipe grade shall be ST.52 (S355 , Fy= 355 Mpa , Fu=520 Mpa)

2-The pipe painting system shall be submitted from a certificated company,

3-The painting system must guarantee the steel pipe for 120 years design life time considering the surrounding environmental conditions.

4-Non shrink flowable concrete with a high permeability resistance and with a compressive strength not less than 40 MPa at 7 days shall be used.

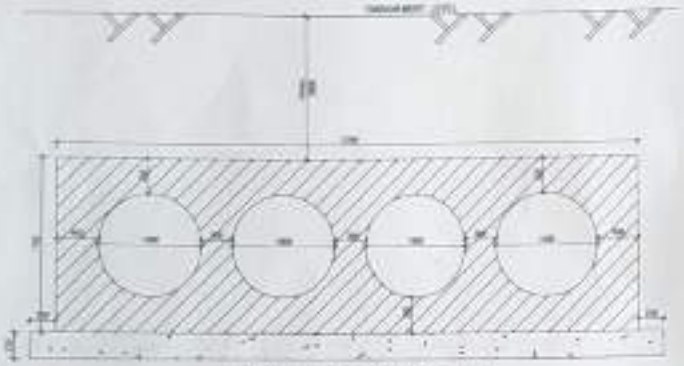

BOX CULVERT SECTION AT STATION
FORM WORK DETAILS SCALE 1:25



SECTIONAL PLAN FOR RAFT FOR BOX CULVERT AT STATION
TRANSVERSE BARS REINFORCEMENT DETAILS SCALE 1:50

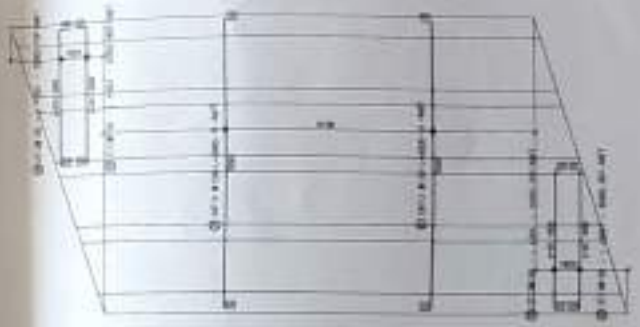

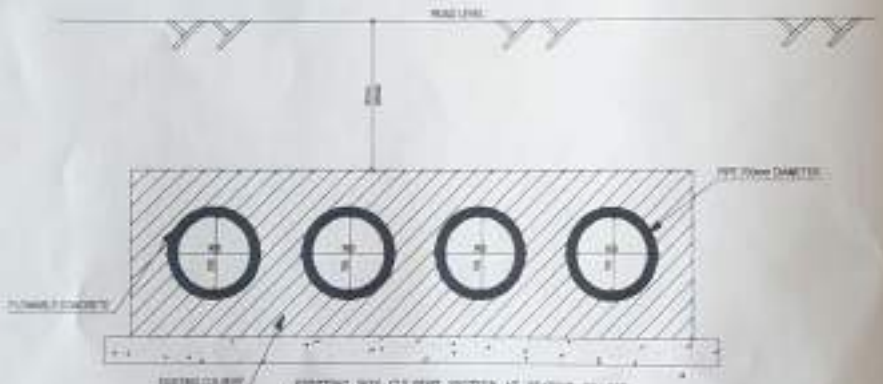

EXISTING BOX CULVERT SECTION AT STATION
FORM WORK DETAILS SCALE 1:25

14 OCT 2024
صادر
المكتب الرئيسي

NOTES:

1. All dimensions are in millimeter unless otherwise mentioned in the drawings.
2. Do not measure from drawings. All dimensions should be read or computed.
3. For the detailed structural notes refer to general notes drawing.
4. Fc = 35 MPa
5. Fy = 400 MPa (GRIP)
6. Concrete Cover = 75 mm

REFERENCE DRAWINGS:

Any drawings or calculations issued by the office are not valid except with the presence of the office stamp and the signature of the designer.

Rev.	Date	DESCRIPTION
00	[illegible]	FOR APPROVAL
01	[illegible]	FOR APPROVAL
02	[illegible]	FOR APPROVAL

Project: THE ELECTRIC EXPRESS TRAIN (EETR)

From El Ain El Sokhna City On The Red Sea Coast To New El Alamein City On The Mediterranean Coast.

Owner: الهيئة القومية للأنفاق

Owner's Consultant: SYSTRA

Main Contractor: تحالف الفرق و الأنفاق و النقل الكهربي (Consortium)

Main Contractor's Consultant: EL-RAEID

Sub Contractor: الفاروق

Drawing Title: HSP FLOOD PROTECTION

CULVERT AT STATION
FORM WORK REINFORCEMENT DETAILS

SHEET 1 - 2

DRAWN BY	M.R
REVIEWER	M.H
Status	For Approval
Date	15/11/2023
Scale	As shown in drawing
Drawing Number	[illegible]

الهيئة العامة
للطرق و الكبارى
(GARB)

محضر استلام موقع

بالإشارة الى العقد المبرم بين الهيئة العامة للطرق والكبارى وشركة الفاروق عمرو وعلى
رقم ٢٢٥ /٢٠٢٤/٢٠٢٥
تاريخ العقد ٢٠٢٤/٨/٢٧
بشان تنفيذ اعمال تدعيم بربخ عند كم ٤١٥+٥٥
اسفل مسار القطار الكهربائى السريع (بالامر المباشر)

لقد اجتمعت اللجنة يوم الخميس بحضور كلا من :-

١- السيد المهندس / محمد سامى (ممثل الهيئة العامة للطرق والكبارى)

٢- السيد المهندس / مصطفى محمود (ممثل المكتب الاستشاري - مكتب الرائد)

٣- السيد المهندس / مجدى صبحى سعيد (مهندس الشركة المنفذة)

وقامت اللجنة بالمرور على موقع المشروع عالية ووجدت انة لايوجد عوائق ظاهرية تعوق البدء في التنفيذ (الموقع خالى من العوائق) وعلية يكون تاريخ ٢٩ /٢٠٢٤/٨ هو تاريخ استلام الموقع للمشروع واقفل محضر في ذلك .

التوقيعات

م	الاسم	الوظيفة	التوقيع
١		ممثل الهيئة العامة للطرق والكبارى	
٢	مصطفى محمود	ممثل المكتب الاستشاري - مكتب الرائد	
٣	مجدى صبحى سعيد	ممثل الشركة المنفذة	

الرائد للاستشارات الهندسية
El Rafed For Consulting Engineering

الفاروق ، عمرو و على
El Farouk Amr & Ali

الهيئة العامة
للطرق و الكبارى
(GARB)

محضر استلام موقع

بالإشارة الى العقد المبرم بين الهيئة العامة للطرق والكبارى وشركة الفاروق عمرو وعلى
رقم ٢٢٥ /٢٠٢٤/٢٠٢٥
تاريخ العقد ٢٠٢٤/٨/٢٧
بشان تنفيذ اعمال تدعيم بربخ عند كم ٤١٥+٥٥
اسفل مسار القطار الكهربائى السريع (بالامر المباشر)

لقد اجتمعت اللجنة يوم الخميس بحضور كلا من :-

١- السيد المهندس / محمد سامى (ممثل الهيئة العامة للطرق والكبارى)

٢- السيد المهندس / مصطفى محمود (ممثل المكتب الاستشاري - مكتب الرائد)

٣- السيد المهندس / مجدى صبحى سعيد (مهندس الشركة المنفذة)

وقامت اللجنة بالمرور على موقع المشروع عالية ووجدت انة لايوجد عوائق ظاهرية تعوق البدء في التنفيذ (الموقع خالى من العوائق) وعلية يكون تاريخ ٢٩ /٢٠٢٤/٨ هو تاريخ استلام الموقع للمشروع واقفل محضر في ذلك .

التوقيعات

م	الاسم	الوظيفة	التوقيع
١		ممثل الهيئة العامة للطرق والكبارى	
٢	مصطفى محمود	ممثل المكتب الاستشاري - مكتب الرائد	
٣	مجدى صبحى سعيد	ممثل الشركة المنفذة	

الرائد للاستشارات الهندسية
El Raied For Consulting Engineering

الفاروق (عمرو و على)
El Farouk Amr & Ali

الهيئة العامة
للطرق و الكباري
(GARB)

محضر استلام موقع

بالإشارة الى العقد المبرم بين الهيئة العامة للطرق والكباري وشركة الفاروق عمرو وعلي
رقم ٢٢٥ /٢٠٢٤/٢٠٢٥
تاريخ العقد ٢٠٢٤/٨/٢٧
بشان تنفيذ اعمال تدعيم بريخ عند كم ٤١٥+٥٥
اسفل مسار القطار الكهربائي السريع (بالامر المباشر)

لقد اجتمعت اللجنة يوم الخميس بحضور كلا من :-

١- السيد المهندس / محمد سامي (ممثل الهيئة العامة للطرق والكباري)

٢- السيد المهندس / مصطفى محمود (ممثل المكتب الاستشاري - مكتب الرائد)

٣- السيد المهندس / مجدى صبحى سعيد (مهندس الشركة المنفذة)

وقامت اللجنة بالمرور على موقع المشروع عالية ووجدت انة لايوجد عوائق ظاهرية تعوق البدء في التنفيذ (الموقع خالى من العوائق) وعلية يكون تاريخ ٢٩ /٢٠٢٤/٨ هو تاريخ استلام الموقع للمشروع واقفل محضر في ذلك .

التوقيعات

م	الاسم	الوظيفة	التوقيع
١		ممثل الهيئة العامة للطرق والكباري	
٢	مصطفى محمود	ممثل المكتب الاستشاري - مكتب الرائد	
٣	مجدى صبحى سعيد	ممثل الشركة المنفذة	

الرائد
للاستشارات الهندسية
El Raied For Consulting Engineering
مشروع القطار الكهربائي السريع (العلمين - المنصورة)

الفاروق ، عمرو و علي ،
El Farouk Amr & Ali
ت : ٠٢٦ - ٤١٩ - ٢٩٨ ، ص ت : ١٥٦٧١
م : ٢٥ - ١٦ - ٣١٠ - ٠٠١٥٢ - ٥

الهيئة العامة
للطرق و الكبارى
(GARB)

محضر استلام موقع

بالإشارة الى العقد المبرم بين الهيئة العامة للطرق والكبارى وشركة الفاروق عمرو وعلى
رقم ٢٢٥ /٢٠٢٤/٢٠٢٥
تاريخ العقد ٢٠٢٤/٨/٢٧
بشان تنفيذ اعمال تدعيم بريخ عند كم ٤١٥+٥٥
اسفل مسار القطار الكهربائى السريع (بالامر المباشر)

لقد اجتمعت اللجنة يوم الخميس بحضور كلا من :-

١- السيد المهندس / محمد سامى (ممثل الهيئة العامة للطرق والكبارى)

٢- السيد المهندس / مصطفى محمود (ممثل المكتب الاستشاري - مكتب الرائد)

٣- السيد المهندس / مجدى صبحى سعيد (مهندس الشركة المنفذة)

وقامت اللجنة بالمرور على موقع المشروع عالية ووجدت انة لايوجد عوائق ظاهرية تعوق البدء في التنفيذ (الموقع خالى من العوائق) وعلية يكون تاريخ ٢٩ /٢٠٢٤/٨ هو تاريخ استلام الموقع للمشروع واقفل محضر في ذلك .

التوقيعات

م	الاسم	الوظيفة	التوقيع
١		ممثل الهيئة العامة للطرق والكبارى	
٢	مصطفى محمود	ممثل المكتب الاستشاري - مكتب الرائد	
٣	مجدى صبحى سعيد	ممثل الشركة المنفذة	

الرائد
للاستشارات الهندسية
Raided For Consulting Engineering

الفاروق (عمرو و على)
El Farouk Amr & Ali
ب.ض : ٠٧٦ - ٤١٩ - ٢٩٨ ص.ت : ١٥٦٧١
م.ض : ٢٥ - ١٦ - ٣١٠ - ٠٠١٥٣ - ٥

الهيئة العامة
للطرق و الكباري
(GARB)

عملية بريخ عند كم(55+415)
ضمن مشروع اعمال الجسر الترابي والاعمال الصناعية لمسار القطار الكهربائي
السريع (العين السخنة - مطروح)

شركة / الفـــاروق (عـــمرو و عـــلى)

رقم البند	بند الأعمال	الوحدة	الكمية	الفئة قبل التفاوض	الإجمالي قبل التفاوض	الفئة بعد التفاوض	الإجمالي بعد التفاوض
1	بالمتر الطولى توريد وتركيب مواسير معدنية بقطر 70 سم وسمك 22 مم حديد رتبة 52 طبقا للوحات الانشائية والفئة تشمل الاختبارات اللازمة والنقل والتركيب بالموقع والفئة تشمل تركيب خراطيم هيدروليك بقطر 3 سم واستخدام لودر (966) للسحب ولوناش لاتمام عملية السحب في الاتجاه الافقي مع تركيب 3 زمان البلى الدائرى من نوع (SKF) ويتم لحام Full Penetration مع تركيب Back STRIP لضمان جودة اللحام ومع تركيب عدد 3 خراطيم هيدروليكيةفي جسم الماسورة المعدنية بقطر 3 سم في المواسير الصلب وكل مايلزم لنهو الاعمال حسب اصول الصناعة والرسومات التنفيذية والمواصفات الفنية وتعليمات المهندس المشرف .	م.ط	400	41000	16400000	37000	14800000
2	بالمتر المكعب اعمال توريد وتنفيذ وضخ مونة اسمنتية باستخدام ماكينة الضخ للمونة الاسمنتية ويتم حقن الفراغ الموجود بين المواسير القديمة والجديدة بمونة اسمنتية عن طريق ماكينة ضخ خرسانة لمسافة طويلة بقوة ضغط من 25 : 30 بار والسعر يشمل الاضافات اللازمة لتقليل الانكماش ومواد Superplasticizer وجميع مايلزم لنهو الاعمال على الوجة الاكمل طبقا لاصول الصناعة وتعليمات المهندس المشرف .	م3	178	12500	2225000	5200	925600
3	بالمتر الطولى تنظيف وزبرة الخرسانة القديمة للمواسير القائمة وذلك باستخدام عمالة يدوية ذات كفاءة عالية مدربة للعمل في اصعب الظروف مع استخدام اسطوانات الكجين وذلك لصعوبة التنفس داخل البريخ مع دهان الخرسانة القديمة بمادة الاتيبوند وكل مايلزم لنهو الاعمال وفقا لاصول الصناعة وتعليمات المهندس المشرف .	م.ط	612	1563	956556	800	489600
4	بالمتر المكعب توريد وتنفيذ خرسانة مسلحة لزوم تغليف المواسير الجديدة للخرسانة المسلحة بعد 28 يوم من الصب بالطبيعة عن 450 كجم / سم2 ومحتوى اسمنتي لايقل عن 500 كجم / م3 اسمنت بورتلاندى عادى على ان يتم اعتماد الخلطة التصميمية من المهندس الاستشارى ويجب عمل جميع الاختبارات اللازمة لتحديد صلاحية جميع مكونات الخلطة والسعر يشمل الخلط ميكانيكيا والصب بالمضخات وتشمل الاختبارات اللازمة على الخرسانة على ان يكون الدمك ميكانيكى والفئة تشمل عمل الشدات والقرم والفئة تشمل اضافة Corrosion Inhibitor لزيادة ال Durability الى 120 سنة (والفئة لا تشمل حديد التسليح) والفئة تشمل جميع مايلزم لنهو الاعمال طبقا لاصول الصناعة والمواصفات الفنية والرسومات التنفيذية وتعيمات المهندس المشرف	م3	85	2850	242250	2850	242250
5	بالمتر المكعب حفر في الموقع العام في التربة المتماسكة بالعمق المطلوب طبقا للمنسوب الصالح للتأسيس والقياس هندسى مع نقل ناتج الحفر والمخلفات الى المقالب العمومية طبقا للشروط والمواصفات وتعليمات المهندس المشرف .	م3	160	55	8800	55	8800
6	بالمتر المكعب توريد وصب خرسانة عادية باجهاد خرسانة لا يقل عن 250 كجم/سم2 ومحتوى اسمنت لا يقل عن 300 كجم/م3 طبقا للشروط والمواصفات وتعليمات المهندس المشرف .	م3	40	1850	74000	1850	74000
7	بالمتر المربع عمل طبقة عازلة من البيتومين والدهان وجهان على البارد والسعر يشمل كل مايلزم لنهو العمل نهوا كاملا وذلك طبقا لاصول الصناعه والرسومات وتعليمات المهندس المشرف	م2	200	145	29000	55	11000
8	بالطن توريد وتشغيل صلب التسليح والفئة تشمل ومحمل عليها التقطيع والتركيب والتثبيت تام مما جميعة حسب الابعاد والمقاسات المبينة في الرسومات الانشائية وحسب اصول الصناعة وتعليمات المهندس المشرف والقياس هندسي بالطن	طن	10	41000	410000	41000	410000
	الاجمالي				20,345,606.00		16,961,250.00

المهندس / مجدى صبحى سعيد سلام

- مهندس /ايمن محمد متولى
- مهندس /محمد محمود محمد اباظة
- مهندس / محمد كمال حسن غنيم
- مهندس / محمد سامى

الفاروق (عمرو و على)
El Farouk Amr & Ali

الممسوحة ضوئيا بـ CamScanner

الممسوحة ضوئيا بـ CamScanner

وزارة النقل

الهيئة العامة للطرق والكباري

محضر مفاوضة

(شركة الفاروق ((عمرو وعلي)))

تنفيذ أعمال تدعيم بريخ عند كم (٤١٥-٥٥) أسفل مسار القطار الكهربائي السريع

(بالأمر المباشر)

- **بناءا علي موافقة السيد الفريق وزير النقل علي إسناد تنفيذ أعمال تدعيم بريخ عند كم (٤١٥-٥٥ أسفل مسار القطار الكهربائي السريع " إلي شركة الفاروق ((عمرو وعلي)) بقيمة تقديرية ١٦.٩٦٢ مليون جنيه**
- **وبناءا علي موافقة سيادتكم علي تشكيل لجنة لمفاوضة الشركة علي الأسعار المقدمة منها نظير تلك الأعمال**
- **فقد اجتمعت اللجنة المشكلة لهذا الغرض في تمام الساعة الحادية عشر صباح يوم الخميس الموافق ٢٧ / ٤ / ٢٠٢٣ بحضور كلا من السادة الآتي أسماؤهم :-**

المهندس / أيمن محمد متولي	الإدارة المركزية لتنفيذ وصيانة الكباري	رئيسا
المهندس / محمد محمد ابظة	الإدارة المركزية لتنفيذ وصيانة الكباري	عضوا
المهندس / محمد كمال حسن غنيم	الإدارة المركزية لتنفيذ وصيانة الكباري	عضوا
المحاسب / محمد عبد الله محمد عبد العال	عضو مراجعة المستخلصات	عضوا
الأستاذ / هاني جمال عبد السيد	عضو الإدارة القانونية	عضوا
الأستاذ / إيهاب سمير عبد الفتاح	عضو العقود	عضوا

- **وبحضور شركة الفاروق ((عمرو وعلي))**

السيد المهندس / عمرو سكر

- **بصفته / مدير الشركة**

- **حيث اجتمعت اللجنة بمقر قطاع التنفيذ والمناطق وقامت اللجنة بمناقشة السعر المقدم من الشركة والتي انتهت إلي ما يلي :-**
- **قامت الشركة بتقديم أسعار بنود الأعمال والبالغ قيمتها الإجمالية قبل المفاوضة مبلغ وقدره ٢٠٣٤٥٦٠٦ جنيه (فقط وقدرة عشرون مليون وثلاثمائة خمسة وأربعون ألف وستمائة وستة جنيها لا غير).**
- **حيث قامت اللجنة بمباشرة أعمالها في مفاوضة الشركة علي أسعار بنود الأعمال المقدمة منها حيث تم الانتهاء والاتفاق إلى قبول الشركة تنفيذ كافة الأعمال المطلوبة وذلك بقيمة إجمالية قدرها ١٦٩٦١٢٥٠ جنيه (فقط وقدره ستة مليون وتسعمائة واحد وستون الف ومائتان وخمسون جنيها لا غير) :-**

وزارة النقل

الهيئة العامة للطرق والكباري

- وحسبما أفاد السادة الفنيون بمناسبة الأسعار التي توصلت إليها اللجنة لأسعار الـ ... في تاريخ المفاوضة ويقع علي عاتق الجانب الفني مسئولية الرأي المبدي منهم محمولا علي أ... على أن تلتزم الشركة بالتنفيذ وفقاً لشروط ومواصفات الهيئة .
- وقد كفت الشركة يدها عند هذا الحد واعتبرت هذه الأسعار نهائية على أن تلتزم ... حركة بما يلي: -

- يتم التنفيذ وفقاً لكراسة الشروط والمواصفات المعدة بمعرفة الهيئة .
- مدة تنفيذ العملية (ستة أشهر) .
- يتم التنفيذ تحت إشراف " المنطقة الحادية عشر – جنوب سيناء " .
- هذه العملية خاضعة لأحكام القانون رقم (١٨٢) لسنة ٢٠١٨ والخاص بتنظيم التعـ ... دات
- تتعهد الشركة بضمان الأعمال المنفذة طبقا للشروط الفنية العامة والخاصة للمشر... ع وكذا القوانين والأحكام والاشتراطات المعمول بها بالكود المصري والأكواد العالمية لمثل هذه التعاقدا... ت .
- وقد أوصت اللجنة بالسير في اتخاذ باقي إجراءات التعاقد والبدء في التنفيذ .
- وعلية أقفل المحضر بما هو مسطر بعالية وتم التوقيع على ذلك .

* توقيع السيد ممثل شركة الفاروق ((عمرو وعلي))

السيد المهندس / عمرو سكر

- بصفته / مدير الشركة

- والأمر مرفوع للسلطة المختصة للتفضل بالاعتماد حال الموافقة علي توصيات اللجنة .

اللجنـــــــــــــــــــــــــــــة

اللجنـــة:-	التوقيعات
* الأستاذ / إيهاب سمير عبد الفتـــاح	.....
* الأستاذ / هاني جمال عبد السيـــد	.....
* المحاسب / محمد عبد الله محمـــــد	.....
* المهندس / محمد كمال حسن غنيـم	.....
* المهندس / محمـد محمـد اباظـــة	.....
* المهندس / أيمن محمد متولـــي	.....

التوقيع:

مهندس / محسن محمد زهران
رئيس قطاع التنفيذ والمناطق

أوافق ويعتمد ....

التوقيع

لواء مهندس / حسام الدين مصطفي
رئيس الهيئة العامة للطرق والكباري

الممسوحة ضوئيا بـ CamScanner